

Soil nutrients and microbial biomass in three contrasting Mediterranean forests

Cristina Aponte · Luis Matías · Victoria González-Rodríguez ·
Jorge Castro · Luis V. García · Rafael Villar ·
Teodoro Marañón

Received: 15 October 2013 / Accepted: 10 February 2014
© Springer International Publishing Switzerland 2014

Abstract

Aims The extent to which the spatial and temporal patterns of soil microbial and available nutrient pools hold across different Mediterranean forest types is unclear impeding the generalization needed to consolidate our understanding on Mediterranean ecosystems functioning.

Methods We explored the response of soil microbial, total, organic and inorganic extractable nutrient pools (C, N and P) to common sources of variability, namely habitat (tree cover), soil depth and season (summer drought), in three contrasting Mediterranean forest types: a *Quercus ilex* open woodland, a mixed *Q. suber* and *Q. canariensis* woodland and a *Pinus sylvestris* forest.

Results Soil microbial and available nutrient pools were larger beneath tree cover than in open areas in both oak woodlands whereas the opposite trend was found in the pine forest. The greatest differences in soil properties between habitat types were found in the open woodland. Season (drought effect) was the main driver of variability in the pine forest and was related to a loss of microbial nutrients (up to 75 % loss of N_{mic} and P_{mic}) and an increase in microbial ratios (C_{mic}/N_{mic} , C_{mic}/P_{mic}) from Spring to Summer in all sites. Nutrient pools consistently decreased with soil depth, with microbial C, N and P in the top soil being up to 208 %, 215 % and 274 % larger than in the deeper soil respectively.

Conclusions Similar patterns of variation emerged in relation to season and soil depth across the three forest types whereas the direction and magnitude of the habitat (tree cover) effect was site-dependent, possibly related to the differences in tree species composition and forest structure, and thus in the quality and distribution of the litter input.

Responsible Editor: Zucong Cai.

Electronic supplementary material The online version of this article (doi:10.1007/s11104-014-2061-5) contains supplementary material, which is available to authorized users.

C. Aponte · L. V. García · T. Marañón
Instituto de Recursos Naturales y Agrobiología de Sevilla (IRNAS), CSIC, Reina Mercedes, 10, Sevilla 41012, Spain

C. Aponte (✉)
Department of Forest and Ecosystem Science,
The University of Melbourne, 500 Yarra Boulevard,
Richmond, Victoria 3121, Australia
e-mail: caponte@unimelb.edu.au

L. Matías · J. Castro
Grupo de Ecología Terrestre, Dpto. de Ecología,
Facultad de Ciencias, Universidad de Granada,
18071 Granada, Spain

L. Matías
Biological and Environmental Sciences,
School of Natural Sciences, University of Stirling,
FK9 4LA Stirling, UK

V. González-Rodríguez · R. Villar
Área de Ecología, Campus de Rabanales,
Universidad de Córdoba, 14071 Córdoba, Spain

Keywords Soil fertility · Plant-soil interactions · Soil carbon · Nitrogen · Phosphorus

Introduction

Soil microorganisms, in their role in organic matter decomposition, have the capacity to both mineralize and immobilize nutrients (Singh et al. 1989) thereby influencing soil nutrient availability and plant growth (Lambers et al. 1998). Spatial and temporal changes in soil microbial biomass may determine the patterns of availability of limiting nutrients such as nitrogen (N) and phosphorus (P), thus having profound influence on plant communities and ecosystem functioning (Ettema and Wardle 2002; Gallardo and Schlesinger 1994; Sardans et al. 2005; van der Putten et al. 2009).

Spatial and temporal variations of soil microbial biomass and activity are related to different biotic and abiotic factors that modulate the temperature, moisture conditions and substrate quality and availability. For instance, vegetation composition and structure control the spatial distribution, quality and quantity of nutrients inputs via litter and root exudates (Aponte et al. 2011; Huang et al. 2013; Prescott and Grayston 2013; Ushio et al. 2010). Soil nutrients and microbial activity usually decrease as soil depth increase due to a decline in the quality and quantity of organic matter (Gaudinski et al. 2000; Xiang et al. 2008). Seasonal changes in temperature, water and substrate availability also have a large impact on soil microbial activity and nutrient cycling (Corre et al. 2002; Quilchano and Marañón 2002; Schmidt et al. 1999). In highly seasonal ecosystems, such as Mediterranean forest, the effects imposed by seasonal variations, in particular associated to the summer drought, are especially important for ecosystem functioning (Aponte et al. 2010b; Marañón-Jiménez et al. 2011; Matías et al. 2011).

Many studies have described soil nutrient heterogeneity in Mediterranean forests; however, most of them have been conducted at local spatial scales, focused on a single forest type (Barcenas-Moreno et al. 2011; Carreira et al. 1994; Gallardo 2003; García et al. 2006; Maltez-Mouro et al. 2005; Monokrousos et al. 2004). The detection of general patterns across different forest types is necessary to fully understand microbial biomass and nutrients dynamics and their consequences for plant community. At the same time, the emergence of site-dependent effects will be of interest from a modelling and management perspective, to properly determine nutrient pools at wide geographical scales including a mosaic of forest types. Patterns of microbial biomass and nutrient heterogeneity across different forest types

have been largely investigated in temperate, boreal and tropical forest (e.g. Hackl et al. 2005; Lindo and Visser 2003; Liu et al. 2012; Zhong and Makeschin 2006), while remain far less studied in Mediterranean forest (but see García et al. 2002; Goberna et al. 2006). This coordinated study addressed this knowledge gap and aimed to evaluate whether the effects of main sources of variability, namely habitat (i.e. tree cover), soil depth and season, in the soil nutrients and microbial C, N and P pools could be generalised across three contrasting Mediterranean forests: a *Quercus ilex* open woodland, a mixed *Q. suber* and *Q. canariensis* woodland and a *Pinus sylvestris* forest. While this study builds upon previous knowledge on soil nutrient heterogeneity at local scales (Aponte et al. 2010b; Matías et al. 2011), it focuses on the comparison among forests with different structure and species composition, thus taking a step forward towards understanding general patterns of soil microbial responses to biotic and abiotic environmental drivers. Explicitly, we aimed to answer the following questions: 1) Is there a common pattern across the three forests in relation to the tree effect, soil depth and seasonal drought?; 2) Are the interactions between the effects of tree cover, soil depth and season (summer drought) similar across forest types?; 3) What is the quantitative importance of the studied factors (tree effect, soil depth and seasonal drought) on the soil and microbial variables in each forest type? 4) Do the relationships between microbial and soil chemical properties hold when examined across forest types?

Methods

Study areas

The study was conducted in three different Mediterranean forest types: a mixed woodland of *Quercus suber* L. (evergreen) and *Q. canariensis* Willd. (deciduous) in Los Alcornocales Natural Park in the extreme south, near the Strait of Gibraltar, an open woodland dominated by the sclerophyllous *Quercus ilex* subsp. *ballota* L. and eventually mixed with other *Quercus* species (*Q. suber*, *Q. pyrenaica* Willd., *Q. faginea* Lam.) in Sierra de Cardena and Montoro Natural Park (Cardena), in the south mainland, and a forest mainly comprised of *Pinus sylvestris* L. interspersed with *Q. ilex* subsp. *ballota* in Sierra Nevada National Park in the southeast of Spain (Fig. 1). In all three forest types, the main tree species are

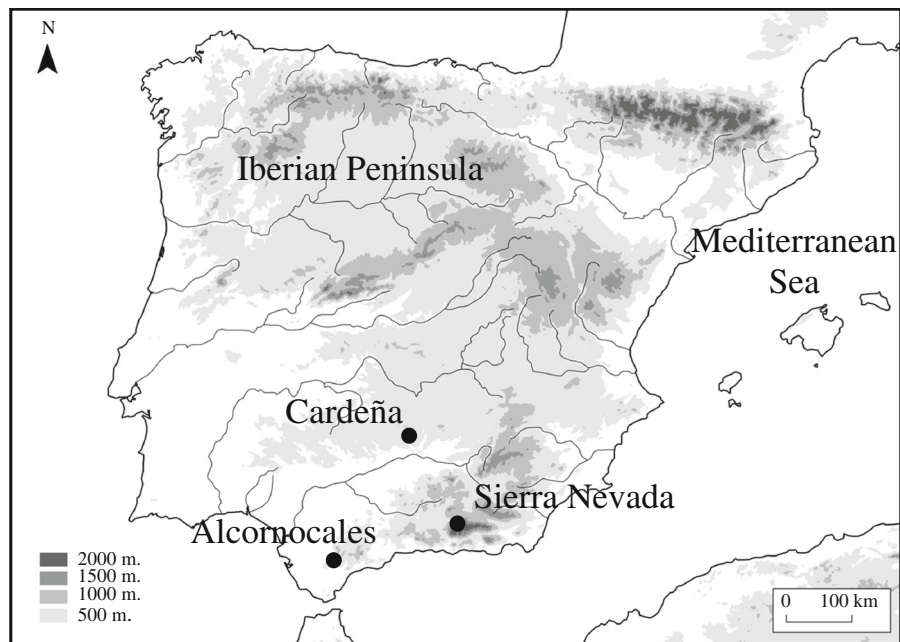


Fig. 1 Location of the studied forest sites in the Iberian Peninsula

intermingled with open areas covered by sparse herbaceous vegetation. The study sites vary in altitude, climate and soil conditions (Table 1). The general climate of the three sites is Mediterranean-type, characterized by hot and dry summers, and cold and wet winters with most rainfall occurring from October to May. The sites in Cardena and Sierra Nevada experience more extreme temperatures due to their continental and altitudinal locations (respectively), while temperatures in Alcornocales site are milder due to the lower elevation and proximity to the Mediterranean Sea and Atlantic Ocean. Mean annual rainfall follows a rising gradient from Cardena to Alcornocales (Table 1). The sites in Alcornocales and Cardena stand on a bedrock of sandstone and granite, both producing acidic sandy soils. On the contrary the site in Sierra Nevada stands on limestone, which gives rise to basic loamy soils. Cambisols dominated in Alcornocales and regosols in Cardena (nomenclature follows WRB 2006), indicating a greater soil development i.e. soil depth, structure, water holding capacity and chemical fertility in the former than the later.

Experimental design

At each forest site 10–20 replicates (depending on the site, Table 1) of two main habitat types were identified within a stand: beneath the canopy of the dominant tree

species (*Q. suber* and *Q. canariensis* in Alcornocales, *Q. ilex* in Cardena and *P. sylvestris* in Sierra Nevada), and in open areas with bare soil or sparse herbaceous cover and no tree cover. These habitat types will be referred as ‘Tree’ and ‘Open’ respectively hereafter. At each replicate point, four soil cores (0–16 cm) were extracted using an auger after removing the litter layer, divided between ‘Top soil’ (0–8 cm) and ‘Deeper soil’ (8–16 cm) and homogenized within the same depth to obtain a composite soil sample per habitat type replicate and depth. Soil samples were taken in Spring (May–June) and Summer (August–September) 2007, coinciding with the moment of maximum soil biological activity and maximum water stress in soil, respectively. In total 400 soil samples were taken corresponding to 10–20 replicates (Table 1) of 2 habitat types x 2 soil depths x 2 seasons x 3 forest sites. Litter, i.e. dead plant material relatively undecomposed standing on the ground, was collected once in all sampling points using a 10×10 cm quadrat (in Sierra Nevada) or a 30×30 cm quadrat (in Alcornocales and Cardena). Litter samples were oven-dried at 60°C for 72 h and weighted.

Laboratory analyses

Soil samples were brought to the laboratory in an ice-box, fresh-sieved at 2 mm removing stones, roots and

Table 1 Characteristics of the studied forest sites. Values are site means (\pm standard deviation, when provided) and habitat means in square brackets [Open; Tree]

	Alcornocales	Cardeña	Sierra Nevada
Coordinates	36°31' N, 5°34' W	38° 15' N, 4° 21' W	37°05' N, 3°28'W
Altitude (m a.s.l.)	545	750	1650
Soil			
Bedrock	sandstone	granite	limestone
pH	acidic [6.34; 6.07] ^a	acidic 5.4 ^b	basic [8.1; 7.7] ^c
Soil type	cambisol	regosol	regosol, cambisol
Texture	sandy	sandy	loamy
Sand (%)	[44; 49] ^a	[80; 79] ^d	[22; 19] ^c
Clay (%)	[39; 33] ^a	[4.8; 4.5] ^d	[29; 37] ^c
CEC (Meq 100 g ⁻¹)	[23.1; 19.7] ^a	[7.8; 8.6] ^d	[14.7; 18.5] ^c
Litter (g m ⁻²)	[45±38; 936±350]	[282±259; 1200±875]	[559±362; 8594±5543]
Climate			
Temperature (°C)			
Mean annual	15.5	15.3	12.1
Mean min	9.1	7.3	-1.1
Mean max	23.6	25.3	29.2
Rainfall (mm)			
Annual	1117	752	811
Spring	259	151	206
Summer	28	39	43
Vegetation			
Tree density (stems ha ⁻¹)	219	131	787
Basal area (m ² ha ⁻¹)	24	13	-
Experimental design (n)	Open (10) <i>Q. suber</i> / <i>Q. canariensis</i> (20)	Open (19) <i>Q. ilex</i> (19)	Open (16) <i>P. sylvestris</i> (16)

^a Values determined in 0–25 cm deep soil samples (Polo 2006)

^b Mean value for regosols in the region (0–15 cm; Gil Torres et al. 2003)

^c Values determined in 0–16 cm deep soil samples (Matias et al., unpublished data)

^d Values determined in 2–14 cm deep soil samples (Alameda et al. 2012, Alameda et al., unpublished data)

other recognizable plant parts and stored at 4°C for analyses. Water content was determined on a subsample as the difference in weight between fresh and oven dried (105°C) soil.

Microbial C, N and P were estimated in fresh soils using a chloroform fumigation-extraction procedure (Brookes et al. 1985, 1982; Vance et al. 1987). Dissolved organic C (DOC) and N (DON) and inorganic P (P_{inorg}) were determined in non-fumigated and chloroform fumigated soil subsamples (24 h). Dissolved C and N were extracted with 0.5 M $K_2S_2O_8$, and their concentration was determined using a Shimadzu TOC-V CSH analyzer.

Inorganic P was extracted with either 0.025 N HCl + 0.03 N NH_4F (Bray Kurtz 1 method; Bray and Kurtz 1945) for the acidic soils of Alcornocales and Cardeña, or 0.5 M $NaHCO_3$ (Olsen method; Olsen et al. 1954) for the basic soils of Sierra Nevada, and its concentration was determined by colorimetry using the ascorbic acid-molybdenum blue method (Sparks 1996). Microbial C (C_{mic}), N (N_{mic}) and P (P_{mic}) were estimated as the difference in DOC, DON and P between fumigated and non-fumigated samples.

Inorganic nitrogen (N_{inorg}) was extracted from non-fumigated soils using 2 M KCl and the extracts were

analyzed for NH_4^+ and NO_3^- by the Kjeldhal method (Bremner and Keeney 1965). Soil total C (C_{tot}) and N (N_{tot}) were determined on oven dried soils by combustion at 850°C (Leco TruSpec autoanalyzer) and total inorganic C (C_{inorg}) was measured by acidification with HClO_4 in a TIC analyzer (UIC CM-5014). The difference between C_{tot} and C_{inorg} gave the total organic C (C_{org}).

Data analysis

Differences among habitat, soil depth and season were analyzed using repeated measurements ANOVAs with season as a within-group effect and habitat and depth as between-group effects. Forest site was also included in the analysis to test for potential interactions with the studied factors. Variables were transformed (log, arcsin) when necessary to meet normality assumptions. To control the type I error inflation resulted from repeated tests, the false discovery rate (FDR), i.e. the expected proportion of tests erroneously declared as significant, was controlled at 5 % using a step-up procedure (Benjamini and Hochberg 1995; García 2003). The percentage of the total variance explained by the studied factors (habitat, soil depth and season) was calculated for each variable and site using a repeated measurements ANOVA with no interactions. Patterns in pairwise Pearson's correlations between microbial and soil nutrient fractions were explored using correlation network analysis (R package igraph, Csardi and Nepusz 2006). Multivariate relationships between variables were analysed using Principal Component Analysis (PCA). The 'Broken stick' method (King and Jackson 1999) was used to select significant components. Habitat, soil depth and season were included in the PCA as supplementary variables, i.e. these factors did not participate in the analysis, but were projected on the multivariate space generated by the PCA for the purpose of interpretation.

Results

Overall, the study forests differed in all the analyzed soil and microbial properties (Tables 2 and 3). Cardeña was the least fertile site while Alcornocales had the largest fraction of microbial nutrients (from 3 to 6-fold the values of the other sites) and the largest pool of total and dissolved C and N and organic C

Table 2 Mean (\pm SE) values of the measured soil variables across habitat, season and soil depth by site. Letters indicate differences between sites ($P < 0.05$)

	Alcornocales	Cardeña	Sierra Nevada
C_{mic} (mg kg^{-1})	378 \pm 18 a	58 \pm 4 b	63 \pm 3 b
N_{mic} (mg kg^{-1})	46 \pm 3 a	17 \pm 1 b	6.9 \pm 0.5 c
P_{mic} (mg kg^{-1})	7.9 \pm 0.6 a	1.0 \pm 0.1 b	4.0 \pm 0.3 c
C_{org} (%)	3.9 \pm 0.1 a	1.3 \pm 0.1 b	3.0 \pm 0.1 c
P_{inorg} (mg kg^{-1})	2.7 \pm 0.2 a	1.3 \pm 0.1 b	3.4 \pm 0.2 c
NH_4 (mg kg^{-1})	8.1 \pm 0.6 a	2.6 \pm 0.2 b	19 \pm 1 c
NO_3 (mg kg^{-1})	2.5 \pm 0.2 a	0.7 \pm 0.1 b	7.9 \pm 0.4 c
DOC (mg kg^{-1})	168 \pm 7 a	117 \pm 8 b	41 \pm 3 c
DON (mg kg^{-1})	27 \pm 1 a	6.7 \pm 0.3 b	3.9 \pm 0.2 c
N_{tot} (%)	0.28 \pm 0.01 a	0.09 \pm 0.0 b	0.22 \pm 0.01 c
$C_{\text{mic}}/N_{\text{mic}}$	9.3 \pm 0.3 a	7.2 \pm 0.7 b	21 \pm 4 c
$C_{\text{mic}}/P_{\text{mic}}$	108 \pm 18 a	145 \pm 28 a	23 \pm 2 b
Moisture Spring (%)	22 \pm 1 a	9.3 \pm 0.6 b	13 \pm 1 c
Moisture Summer (%)	11.0 \pm 0.4 a	2.7 \pm 0.2 b	3.4 \pm 0.2 c

(Figs. 2 and 3). Sierra Nevada showed the highest inorganic N and P values (~2-fold to 8-fold the values of the other sites), the highest $C_{\text{mic}}/N_{\text{mic}}$ ratio (2-fold) and the largest litter pool (~6-fold) (Tables 1 and 2). The ratios of nutrients retained in the microbial biomass vs. the pool of available nutrients ($N_{\text{mic}}/N_{\text{inorg}}$ and $P_{\text{mic}}/P_{\text{inorg}}$) as well as the fraction of soil organic carbon and total nitrogen in the microbial biomass ($C_{\text{mic}}/C_{\text{org}}$ and $N_{\text{mic}}/N_{\text{tot}}$) were the highest in Alcornocales and Cardeña and the lowest in Sierra Nevada (Online Resource 2).

Effect of habitat

Soil parameters differed significantly between the two habitat types in all forest sites (Table 3, Figs. 2 and 3). However, the magnitude and direction of those differences varied across sites, as the interaction Site \times Habitat was significant for most of the variables (Table 3). In both oak woodlands, Alcornocales and Cardeña, the nutrient pools (microbial, dissolved organic and inorganic) tended to be larger beneath tree canopy than in open areas with the exception of nitrate that showed the opposite trend (Figs. 2 and 3). Greater concentrations of ammonium (156 % in both sites), phosphate (120 % in Alcornocales and 182 % in Cardeña), and microbial

Table 3 Repeated measurements ANOVA for the studied soil properties, F and P-values for between effects (forest site, habitat and soil depth), within effect (season) and three way interactions are presented. Significant effects are marked with asterisks (* $P < 0.05$; ** $P < 0.01$; *** $P < 0.001$). C_{mic}, N_{mic}, P_{mic}: microbial C, N and P, respectively; C_{org}: organic C; N_{inorg}: inorganic N (NH₄ + NO₃); P_{inorg}: inorganic P; DOC, DON: dissolved organic C and N, respectively

Effect	C _{mic}			N _{mic}			P _{mic}			C _{org}			P _{inorg}			N _{inorg}			DOC			DON			C _{mic} /N _{mic}			C _{mic} /P _{mic}			Moisture		
	F	P		F	P		F	P		F	P		F	P		F	P		F	P		F	P		F	P		F	P		F	P	
Site	342	***	368	***	170.4	***	11.2	***	75.6	***	619	***	303.3	***	590.2	***	65.6	***	126.9	***	265.4	***											
Habitat	12.1	***	7.79	**	14.9	***	15.4	***	3.83	***	12.5	***	39.2	***	16.6	***	1.13		5.82	*	7.96	**											
Depth	41.5	***	69.2	***	63.5	***	6.93	**	31.1	***	18.3	***	45.3	***	37.6	***	1.73		10.9	**	0.93												
Site × Habitat	9.7	***	22.3	***	13	***	7.55	**	6.61	**	7.36	***	3.15		9.12	***	6.79	***	18.2	***	1.71												
Site × Depth	8.1	***	3.67	*	22.2	***	3.96	*	3.25		1.87		6.2	**	4.76	*	0.1		4.86	**	8.93	***											
Habitat × Depth	0.97		2.14		0.01		0.01		0.02		0.07		2.54		3.52		0.19		8.68	**	0.91												
Site × Habitat × Depth	2.54		1.37		0.47		4.05	*	2.67		2.58		3.17		1.35		0.22		7.93	***	0.9												
Season	8.83	**	116.8	***	154	***	0.14	***	5.65	***	0.97	***	144.9	***	11.2	***	92.1	***	36.4	***	1283	***											
Season × Site	23.3	***	27.2	***	31.7	***	45.8	***	105	***	193	***	21.2	***	22.9	***	12.3	***	0.40		13.6	***											
Season × Habitat	0.05		4.41	*	11.4	***	6.42	*	0.04		5.11	*	10.9	***	8.13	**	6.27	*	7.67	**	0.06												
Season × Depth	0.04		0.09		0.5		1.54		5.32	*	4.27		0.52		0.75		0.89		0.00		13.4	***											
Season × Site × Habitat	0.18		0.02		2.45		3.36	*	7.48	***	3.17		8.67	***	5.95	**	0.7		0.65		1.45												
Season × Site × Depth	0.28		1.7		0.24		1.46		2.32		3.79		8.61	***	5.98	**	0.03		0.03		6.61	**											
Season × Habitat × Depth	0.08		0.27		3.21		0.84		0.63		0.51		2.97		0.45		0		1.26		0.38												

Site: Alcomocales, Cardena and Sierra Nevada

Habitat: Tree and Open

Depth: Top soil (0–8 cm) and Deeper soil (8–16 cm)

Season: Spring and Summer

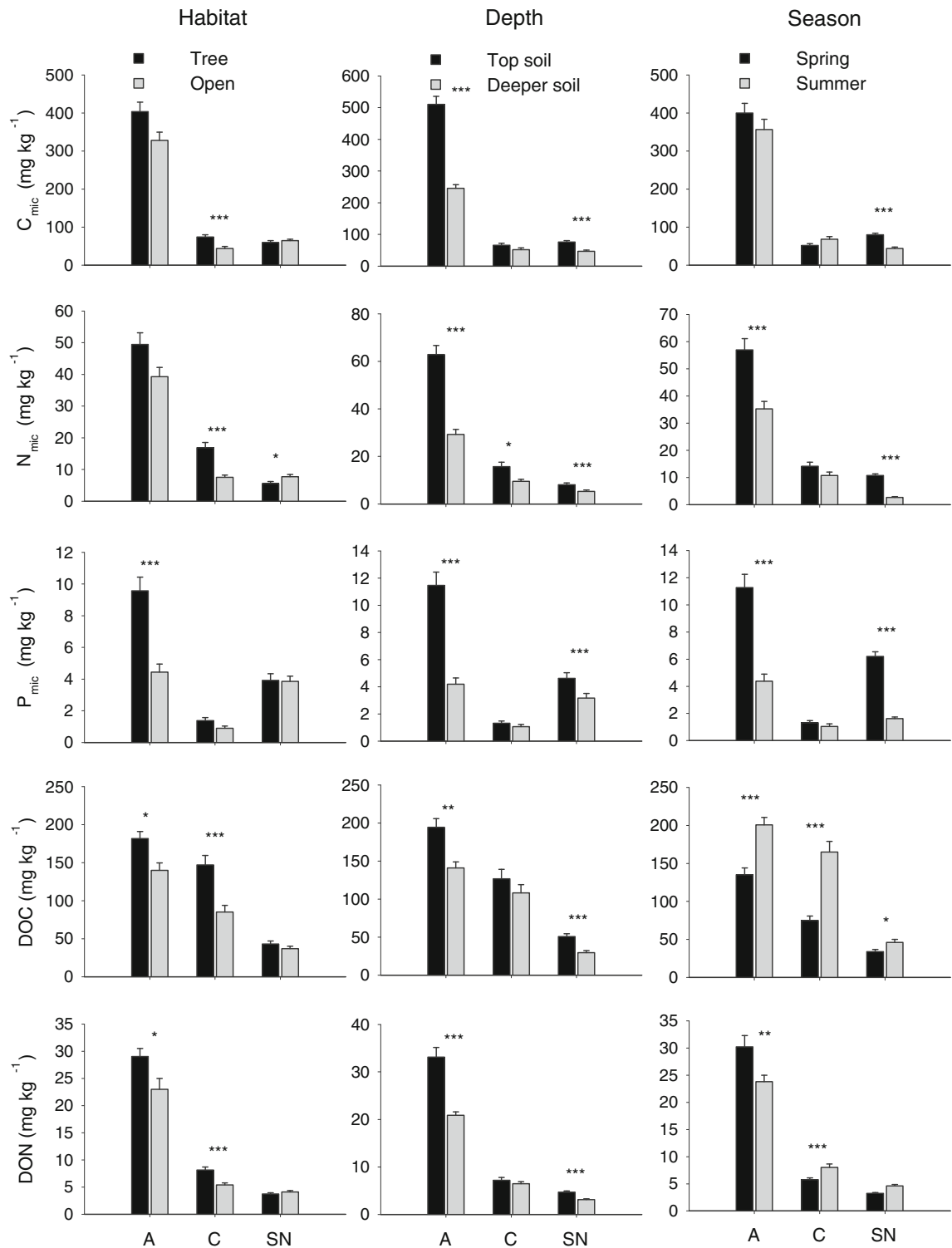


Fig. 2 Microbial and soil nutrient fractions in Alcomocales (A), Cardena (C) and Sierra Nevada (SN). Differences between the levels of each factor are as indicated by repeated measurements ANOVAs with season as a within-group effect and site, habitat and

depth as between-group effects followed by Tukey's posthoc comparisons (* $P < 0.05$; ** $P < 0.01$; *** $P < 0.001$). Abbreviations are: C_{mic}, microbial C; N_{mic}, microbial N; P_{mic}, microbial P; DOC, dissolved organic C; DON, dissolved organic N

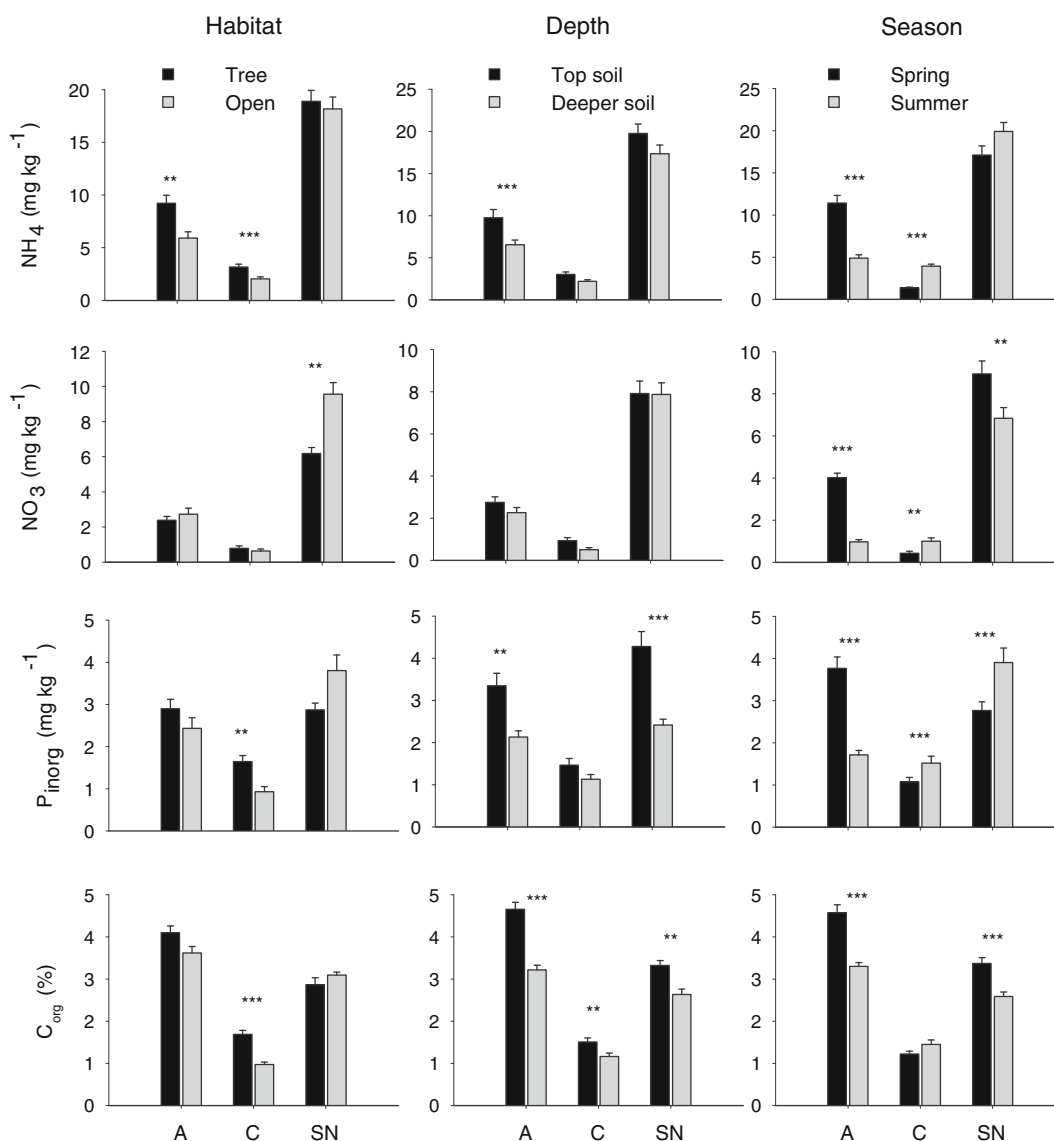


Fig. 3 Soil inorganic nutrient fractions and organic carbon in Alcornocales (A), Cardena (C) and Sierra Nevada (SN). Differences between the levels of each factor are as indicated by repeated measurements ANOVAs with season as a within-group effect and

site, habitat and depth as between-group effects followed by Tukey's posthoc comparisons (* $P < 0.05$; ** $P < 0.01$; *** $P < 0.001$). Abbreviations are: P_{inorg} , inorganic available P; C_{org} , organic C

nutrients (123 and 166 % for C_{mic} ; 126 and 227 % for N_{mic} ; 215 and 175 % for P_{mic}) were found beneath tree cover than in open areas. Mean soil organic carbon was also greater beneath tree cover than in open areas in Cardena (1.7 % vs. 0.97 %; $P < 0.0001$) and Alcornocales (4.1 % vs. 3.6 %, not significant difference). A different pattern was observed in the pine forest (Sierra Nevada) where most of the soil nutrient pools were similar between the two habitats or even decreased beneath trees as it occurred with N_{mic} and inorganic N

and P (Figs. 2 and 3). Organic and inorganic C also decreased significantly from open areas (3.1 %, and 2.85 % respectively) to beneath pine tree cover (2.9 % and 0.93 % respectively). Nevertheless, the amount of litter was larger beneath tree canopy than in open areas in all sites, being the values larger in Sierra Nevada than in the other two forests (Table 1). There were no habitat differences in the fractions of microbial values relative to soil pools ($\text{N}_{\text{mic}}/\text{N}_{\text{inorg}}$, $\text{P}_{\text{mic}}/\text{P}_{\text{inorg}}$, $\text{C}_{\text{mic}}/\text{C}_{\text{org}}$ and $\text{N}_{\text{mic}}/\text{N}_{\text{tot}}$; data not shown).

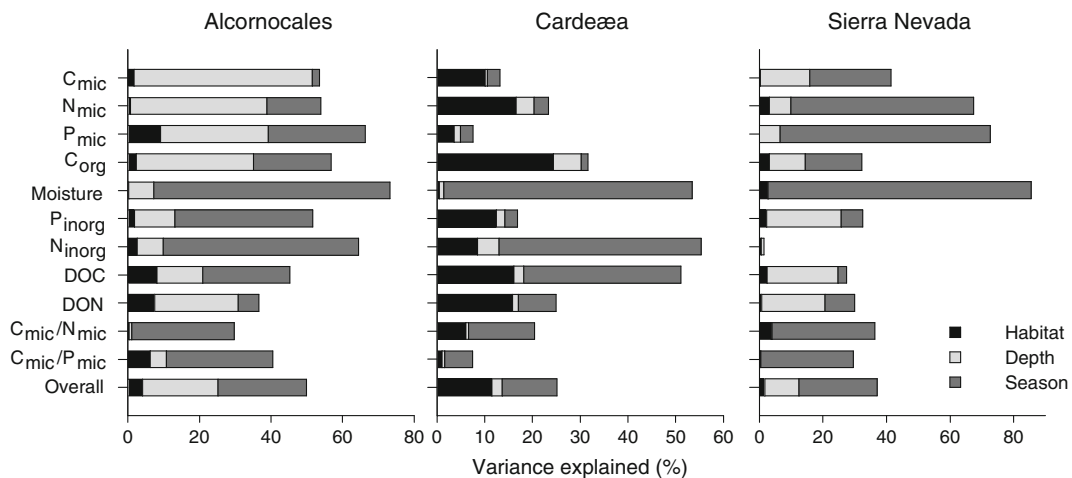


Fig. 4 Percentage of the total variance explained by each of the studied factors, habitat (tree effect), soil depth and season, for each variable in each site. C_{mic} , N_{mic} , P_{mic} : microbial C, N and P, respectively; C_{org} : organic C; P_{inorg} : inorganic P; N_{inorg} : inorganic

N; DOC, DON: dissolved organic C and N, respectively; C_{mic}/N_{mic} , C_{mic}/P_{mic} : ratios between respective variables; Overall: mean across all variables

Effect of soil depth

In general all variables measured showed a consistent pattern with soil depth in the three forest sites, with values decreasing from Top soil to Deeper soil (Figs. 2 and 3). However, there was a significant Site \times Depth interaction (Table 3) due to the lack of statistical significance of soil depth for many variables in Cardeña (C_{mic} , P_{mic} , DON, NH_4 and P_{inorg}) (Figs. 2 and 3).

Microbial C, N and P in Top soil were higher than in Deeper soil with the largest variations found in Alcornocales (208, 215 and 274 % respectively) and the smallest changes found in Cardeña (128, 155 and 119 %) (Fig. 2). On average across sites, the pool of inorganic N and P, DOC, DON and C_{org} was 133 % (site mean range 110–146 %), 155 % (129–177 %), 142 % (117–172 %), 140 % (112–159 %) and 118 % (114–120 %) higher in Top soil than in Deeper soil respectively. As with microbial pools, variation was the least in Cardeña (Figs. 2 and 3). Microbial ratios C_{mic}/C_{org} and N_{mic}/N_{tot} showed the largest decrease with soil depth in Alcornocales but remained constant in Cardeña. The ratio of microbial biomass nutrients (C_{mic}/N_{mic} and C_{mic}/P_{mic}) showed no significant variation from Top soil to Deeper soil in any site. The only exception was found for soils in open areas in Cardeña where C_{mic}/P_{mic} increased with soil depth from 55 to 143, as evidenced by a significant Site \times Habitat \times Depth interaction (Table 3).

Effect of season

Soil microbial fractions and nutrient pools varied significantly with the season. However, the seasonal patterns of variation were site-dependent as indicated by a significant Site \times Season (Table 3). Seasonal variations were stronger in Sierra Nevada and Alcornocales whereas Cardeña showed the lowest variability between seasons (Figs. 2 and 3). In general, microbial pools were larger in Spring than in Summer, particularly for N_{mic} and P_{mic} which values were on average 237 % and 258 % higher in Spring (Fig. 2). The fraction of microbial C and N relative to soil total pools (C_{mic}/C_{org} and N_{mic}/N_{tot}) decreased from Spring to Summer in Sierra Nevada but not in Cardeña. Microbial ratios (C_{mic}/N_{mic} , C_{mic}/P_{mic}) increased from Spring to Summer in all sites revealing a larger loss of N_{mic} and P_{mic} as compared to C_{mic} .

The seasonal variability of N_{mic} , P_{mic} , C_{org} , DOC and DON was larger in soils beneath tree canopy whereas the variation was subdued in the open habitats (Season \times Habitat interaction, Table 3). We also found a strong and significant Site \times Season interaction for N_{inorg} and P_{inorg} (Table 3), which was due to opposite seasonal changes across forest types. For example, the pool of available inorganic nutrients (ammonium and phosphate) as well as DON increased from Spring to Summer in Cardeña and Sierra Nevada, whereas the values decreased in Alcornocales (Fig. 3). Despite the discrepancies in the

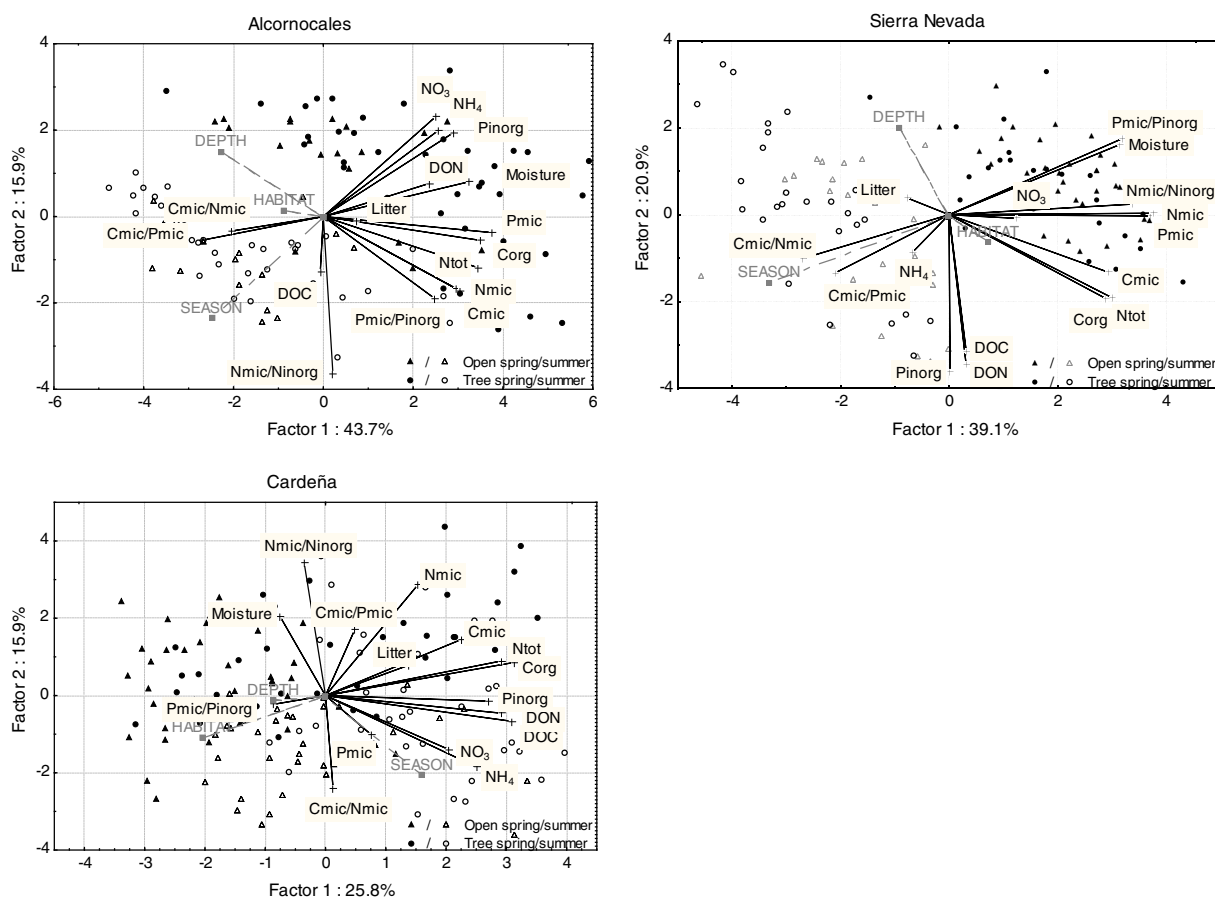


Fig. 5 PCA ordination plot showing the distribution of Spring and Summer values of each study sites. C_{mic} , N_{mic} , P_{mic} : microbial C, N and P, respectively; P_{inorg} : inorganic P; DOC, DON: dissolved organic C and N, respectively; N_{tot} : total N; C_{org} : organic C; $C_{mic}/$

P_{mic} , C_{mic}/N_{mic} , N_{mic}/N_{inorg} , P_{mic}/P_{inorg} : ratios between respective variables. Depth, season and habitat (in grey) are supplementary variables included as passive in the analysis

seasonal dynamics of P_{inorg} , the proportion of P_{mic} relative to P_{inorg} was higher in Spring than in Summer in all sites (data not shown). The observed seasonal patterns were similar at the two soil depths.

Variance partitioning among habitat, soil depth and season

As shown in the partition of variance (Fig. 4) and the principal component analysis (Fig. 5) the main drivers of variability differed between sites. Soil depth and season accounted for the largest part of the variability observed in the microbial and soil nutrient pools in Alcornocales and Sierra Nevada. For instance, in Alcornocales soil depth explained 50, 38 and 30 % of the variation of microbial C, N and P respectively and season explained 55 and 39 % of the variation of N_{inorg}

and P_{inorg} . In Sierra Nevada season was the main driver of microbial variability accounting for 26, 58 and 66 % of the variation of microbial C, N and P. In contrast, the variability of soil biotic and abiotic properties in Cardeña was mainly driven by habitat type, which explained 10, 16 and 4 % of microbial C, N and P variation respectively and 9 and 12 % of N_{inorg} and P_{inorg} variation.

Relations between microbial pools and soil properties

Soil microbial C, N and P were significantly correlated among them in all sites (Fig. 5 and Online Resource 1). Microbial C and N were consistently and strongly coupled ($r > 0.76$ in all sites), whereas P_{mic} was more weakly but still significantly related with C_{mic} (from $r = 0.28$ in Cardeña to $r = 0.69$ in Sierra Nevada) and N_{mic} (from $r = 0.30$ in Cardeña to $r = 0.82$ in Sierra Nevada).

Microbial C, N and P were positively related to most of the measured soil properties in each site (Fig. 5). The strongest correlations were found with C_{org} , N_{tot} and soil moisture reflecting microbial biomass dependence on substrate and water availability. Microbial C also showed a significant correlation with P_{inorg} in all sites ($r \sim -0.36$). The relationship between litter and C_{org} (r_C) and N_{tot} (r_N) varied across forest sites, being positive in Cardeña ($r_C=0.43$, $r_N=0.35$, $P<0.0001$, seasons and depths pooled), positive in Top soil in Alcornocales ($r_C=0.28$, $r_N=0.27$, $P<0.05$; not significant in Deeper soil) and negative in Sierra Nevada ($r_C=-0.16$, $P<0.06$; $r_N=-0.36$, $P<0.0001$). The correlation network was the strongest in Alcornocales, i.e. there was a tight coupling between most variables, and the weakest in Cardeña (Online Resource 1).

The multivariate analyses (PCAs) showed similar patterns of covariation among the nutrient pools for all sites (Fig. 5). Two main significant gradients (axes) emerged for each PCA from the analysis based on the 'Broken-stick' method (King and Jackson 1999). For all sites the first axis was strongly correlated to microbial C, N and P, total N and organic C. In Alcornocales and Sierra Nevada the first axis was also positively related to soil moisture and negatively related to $C_{\text{mic}}/N_{\text{mic}}$. The separation of samples along the main axis and the analysis of the supplementary variables indicated that both season and soil depth imposed a similar degree of variability in Alcornocales whereas season was the main driver of variation in Sierra Nevada, which is in agreement with our variance partitioning analysis. In Cardeña the first axis was related to litter amount, but not to soil moisture, and separated the samples by habitat type. The second axis in all PCAs was related to the availability of inorganic nutrients (N and/or P), which covariation with other variables was inconsistent across forest types. Higher microbial ratios ($C_{\text{mic}}/N_{\text{mic}}$) were consistently associated to lower soil moisture and Summer samples in all sites. The relationship between litter abundance and microbial and total nutrient pools was positive in Alcornocales and Cardeña, but negative in Sierra Nevada.

Variables covaried similarly when all three sites were combined in a single PCA (Online Resource 2): the first axis accounted for 34 % of the variability and was strongly correlated to most nutrient pools (microbial, dissolved organic and total) and soil moisture. The second axis accounted for 27 % of the variability and was mostly related to inorganic N and P. The two axes clearly separated between forest sites, with Cardeña at

the poorest end of both axes and Alcornocales and Sierra Nevada at the richest end of the first and second axes, respectively.

Discussion

Overall, the three sources of variability considered (habitat, soil depth and season) had significant effects on the soil microbial pools and nutrient concentrations in the studied forests. However the direction and magnitude of these effects varied across forest types and with the soil parameter examined.

The expected positive effect of tree canopy on soil and microbial nutrients was confirmed for the two oak woodlands (Cardeña and Alcornocales) but not for the pine forest (Sierra Nevada), where the soil and microbial nutrients pools were smaller beneath tree canopy than in open areas. The inconsistency of the habitat effect could be attributed to the forests' distinct species composition. Trees generate species-specific effects on soil conditions through multiple pathways, such as changing microclimatic conditions or via leaf and root litter input or root exudates (Alameda et al. 2012; Aponte et al. 2011, 2013; Malchair and Carnol 2009). Tree species changes in soil abiotic properties might in turn affect soil biota (Aponte et al. 2010a, 2013; Prescott and Grayston 2013). In particular, tree-mediated changes in soil acidity and in the amount and quality of substrate are known to affect microbial communities size and composition (Lucas-Borja et al. 2012; Sagova-Mareckova et al. 2011; Thoms et al. 2010). In Sierra Nevada soil acidity was higher beneath pine cover than in open areas, as evidenced by their distinct pH (7.7 vs. 8.1) and C_{inorg} (0.93 % vs. 2.85 % respectively), while clay content was lower (18.5 vs. 21.6 %). Litter biomass was 15 times greater (8594 vs. 559 g m^{-2}) and the amount and quality of the substrate (C_{org} , DOC, N_{tot} , $C_{\text{org}}/N_{\text{tot}}$) were significantly lower beneath tree cover (*Pinus*) than in open areas, in agreement with the negative correlation observed between litter and soil C_{org} and N_{tot} . Meanwhile, the opposite was found in the two oak forest sites, i.e. substrate quality was higher beneath tree cover (*Quercus*) than in open areas, and it was positively related to litter biomass, thus sustaining the counteracting patterns observed for microbial nutrients. In accordance with our results, previous studies on the effects of tree species on soils have related the lower soil nutrient and microbial values found beneath pine cover,

compared to other broadleaves tree species (including *Quercus*), with the poorer quality of the pine litter, and thus to its lower decomposition rate and nutrient release, and its capacity to acidify soils (Augusto et al. 2002; Rutigliano et al. 2004; Smolander and Kitunen 2002; Ste-Marie et al. 2007). Nonetheless, the observed differences in soil and microbial nutrients between habitat types should not be solely attributed to vegetation cover. Other soil physicochemical properties, such as soil depth, structure and texture, which may be the underlying reason for the distinct cover type, can also control microbial development (Hassink 1994).

Interestingly our results also revealed a difference in the magnitude of the positive tree-effect on soil nutrients between the two oak woodlands, Cardeña and Alcornocales. These two sites significantly differed in their soil type and nutrient content: Cardeña sited over Regosols, i.e. weakly developed soils with a low organic matter content and water holding capacity (WRB 2006) (Table 1). In contrast, soils in Alcornocales were cambisols (also known as Brown forest soils, WRB 2006), they were well structured and presented a thick humic horizon (15–20 cm beneath tree canopy; Garcia et al., unpublished data), and a relatively high soil organic matter content (11 % in 0–25 cm upper soil, Polo 2006). Mean site C_{org} was greater in Alcornocales (3.9 %) than in Cardeña (1.3 %), clay content was 7 times higher in the former (36 %) than in the later (5 %), and CEC (cation exchange capacity) was two-fold in Alcornocales than in Cardeña (Table 1), all of which supported the distinct soil fertility and microbial nutrient levels observed in both forest sites (Table 2). These two sites also differed in their stand structure, with a lower tree density in Cardeña than in Alcornocales (131 vs. 219 stems ha^{-1}). It is possible that the interaction between their distinct soil types and stand structure could be determining why habitat type was the main driver of variability of soil microbial properties in Cardeña but it was of lesser importance in Alcornocales. The intensity of tree effects on soil properties is modulated by the spatial distribution of tree canopies (Bennett et al. 2009; Ushio et al. 2010). It is well-known that oak trees in Mediterranean savannah-like systems (dehesas) generate islands of fertility beneath their canopies where the leaf litter and root exudates accumulate and build up the soil organic matter that sustain microbial biomass and nutrient cycling (Alameda et al. 2012; Gallardo 2003). In sparse forests, such as Cardeña, trees are scattered in a matrix of open areas and their footprints on soil fertility

are expected to be more intense beneath the canopy. In contrast, a more diffuse footprint occurs in dense forests where open areas are intermingled in a matrix of trees. This is consistent with C_{org} and C_{mic} being greater beneath tree cover than in open areas by a factor of 1.7 and 1.7 in Cardeña and a factor of 1.1 and 1.2 in Alcornocales respectively. In addition, the small concentrations of substrate (C_{org} , DOC, N_{tot} , DON) in Cardeña could be a limiting factor for microbial biomass and a tree-mediated increase in its availability would render a larger boost of microbial growth than in more fertile sites.

Microbial C, N and P showed a common and seasonal pattern, with values decreasing from Spring to Summer in response to summer drought. This response was the weakest in Cardeña, where changes were not significant. Seasonal variation was larger for N_{mic} and P_{mic} than for C_{mic} , rendering a shift in the microbial ratios, as evidenced by the multivariate analyses. The change in C_{mic}/N_{mic} was the largest in Sierra Nevada (from 9 in Spring to 34 in Summer), where a decrease in C_{mic}/C_{org} , a proxy for microbial C assimilation efficiency (Sparling 1992), was also observed. Soil microorganisms in Mediterranean ecosystems have adapted to withstand the seasonal variation in water availability and temperature that define the Mediterranean-type climate (Goberna et al. 2007). Seasonality, in particular the summer drought, may influence microbial biomass directly by inducing microbial metabolic responses to changes in soil moisture and temperature (Chen et al. 2003; Jensen et al. 2003), or indirectly by influencing plant productivity, organic matter release and C diffusion in soil, and hence substrate availability (Rey et al. 2002; Xiang et al. 2008). The high microbial values found in Spring may reflect favourable environmental conditions and more labile substrates derived from roots or from materials incorporated into the soil whereas the decrease in Summer might indicate a loss in the total number of organisms. This is consistent with previous work conducted in the same forest stand in Alcornocales, which showed higher soil enzyme activity during the rainy season than in summer (Quilchano and Marañón 2002). On the other hand, summer increases in microbial ratios can be related to an increasing proportion of fungi vs. bacteria (Jensen et al. 2003), since fungi have a higher carbon to nitrogen ratio (C_{mic}/N_{mic}) (related to their lower efficiency, Cleveland and Liptzin 2007); and are more drought-tolerant than bacteria (Wilkinson et al. 2002). In addition

at low water potentials, fungi are able to increase their cytoplasmic C (thus further increasing C_{mic}/N_{mic} and C_{mic}/P_{mic}) to reduce osmotic pressure and maintain hydration (Schimel et al. 2007). We propose that the loss of N_{mic} and P_{mic} as compared to C_{mic} in all sites could be explained by a net decrease in the size of the microbial biomass, driven by lower substrate (C_{org}) and water availability, together with an increase in the proportional abundance of fungi. However, neither microbial activity nor community composition indicators were measured in our study, thus the underlying mechanisms for the observed seasonal changes remain unclear.

Although the microbial pool showed a common trend affected by the summer drought, we observed significant discrepancies on the seasonal dynamics of the available pools. In Alcornocales, nutrient availability was higher in Spring, whereas the opposite was found for the other two sites. Net nutrient pools size is the result of nutrient release through mineralization, and nutrient immobilization and uptake by microorganisms and plants. The rates of N mineralization and nitrification can be more influenced by soil type and soil organic matter quality than by changes in temperature, and the effect of temperature on the rate of P mineralization can vary among soil types (Nadelhoffer et al. 1991). The more severe summer drought in Cardeña and Sierra Nevada might reduce plant uptake capacity (Kozłowski and Pallardi 2002), and increase the proportion of nutrients in the soil when compared to Alcornocales. In a climate change study conducted in the same forest site in Sierra Nevada, Matías et al. (2011) observed that under a dry scenario (30 % summer rainfall reduction) soil available nutrients increased and plant and microbial nutrient pools decreased. Thus the contrasting seasonal patterns observed could be the result of different interacting factors such as the activity rates of soil microorganisms, the substrate availability and accessibility, the soil acidity and texture, and the plant nutrient uptake.

The effect of soil depth, i.e. decreasing soil and microbial nutrient content from Top soil to Deeper soil, was similar in all forest types. However the magnitude of the change varied among forests, with Cardeña showing the smallest changes. This effect of soil depth has been previously reported for Mediterranean and other forest types (Aponte et al. 2010b; Raubuch and Joergensen 2002; Ross et al. 1996; Wang et al. 2004), the main causes being a decrease in the labile C pools

and an increase in the concentration of recalcitrant compounds (Fierer et al. 2003; Goberna et al. 2006). In our study C_{org} decreased with soil depth in all sites, the largest change observed in Alcornocales (from 4.6 % to 3.2 %) and the smallest one in Cardeña (from 1.5 % to 1.2 %). The stronger vertical development of cambisol soils in Alcornocales, as evidenced by the deeper soil layer having a significantly lower amount (C_{org}) and quality (C_{org}/N_{tot}) of carbon compounds than the top soil, explains the larger variability of soil properties associated to soil depth observed in this site. This is consistent with the changes observed in microbial C and N values related to soil total pools (C_{mic}/C_{org} and N_{mic}/N_{tot}) in Alcornocales, which are an indicator of a lower efficiency of the microbial biomass to assimilate C and N possibly due to a higher proportion of the soil organic matter being highly recalcitrant (Sparling 1992). Meanwhile, the dominance of shallower and more weakly developed soils in Cardeña (i.e. regosols) underpin the low importance of soil depth as a driver of soil and microbial nutrient content.

The size of the microbial pool fell within the ranges observed in other Mediterranean forests (Gallardo et al. 2000; Goberna et al. 2006) although it differed significantly between sites. It was not within the scope of this study to investigate the overall differences between forest types, but in general differences among the studied forest types were probably underpinned by the variation in soil types, the amount and quality of soil organic matter, soil texture, and soil water content, all of them factors constraining the size of the soil microbial biomass (Bohlen et al. 2001; Nielsen et al. 2009). For example, clay content was the highest in Alcornocales (site mean of 35 % vs. 8 % in Cardeña). Clay content is positively related to microbial biomass and soil organic carbon because it protects microbial biomass from predation by creating refuge microsites. Furthermore, it increases soil organic matter stabilization and soil water retention thus enhancing soil conditions for microbial development (Insam et al. 1989; Sparling 1992).

Conclusions

Our findings revealed that across three contrasting Mediterranean forest types with significant differences in soil abiotic conditions, the microbial nutrient pools showed a consistent response in relation to soil depth and

seasonal (drought effect) variability, which is indeed mirrored in many other ecosystems at a global scale. In contrast, the direction and magnitude of the variability associated to habitat (tree effect) varied among forest types suggesting a higher complexity in the biotic interactions between the aboveground and belowground components of these ecosystems. Few consistent interactions between factors (tree effect, soil depth and seasonal drought) were observed across forest types.

Microbial and soil chemical properties showed similar patterns of covariation in all sites, with microbial biomass responding to variations in the amount and quality of soil organic carbon and soil moisture. Thereby, the quantitative importance of the three studied factors on soil microbial nutrients varied across site, being the most important factor in each case that one which alleviated limitations and imposed the largest variability in substrate and water availability. As such, differences in forest structure and species composition between forest types would underpin the observed inconsistent tree effect on soil microbial properties, since they are related to the amount, quality and spatial and temporal distribution of the resources available to soil microorganisms.

Acknowledgments We thank the Consejería de Medio Ambiente (Andalusian Government) and the Direction of the Los Alcomocales Natural Park, Sierra de Cardeña and Montoro Natural Park and Sierra Nevada National Park for the facilities and support to carry out our field work. We are grateful to Susana Hitos, Eduardo Gutiérrez, Carlos Ros, Raquel Casado, Nacho Villegas, Ramón Ruiz and Eulogio Corral for field and lab assistance. This study was supported by the coordinated Spanish MEC Projects DINAMED (CGL2005-05830-C03), INTERBOS (CGL2008-4503-C03-01), and DIVERBOS (CGL2011-30285-C02), the Andalusian Projects GESBOME (P06-RNM-1890) and ANASINQUE (PE2010-RNM5782), the Life + Biodehesa project (11/BIO/ES/000726), three FPI-MEC predoctoral fellowships to CA, LM and VGR, the Subprograma de Técnicos de Apoyo MICINN (PTA2009-1782-I), a MECD postdoctoral grant E-28-2012-0934030 to CA and a EU Marie Curie fellowship (FP7-2011-IEF-300825) to LM.

References

Alameda D, Villar R, Iriondo JM (2012) Spatial pattern of soil compaction: trees' footprint on soil physical properties. For Ecol Manag 283:128–137. doi:10.1016/j.foreco.2012.07.018

Aponte C, García LV, Marañón T, Gardes M (2010a) Indirect host effect on ectomycorrhizal fungi: leaf fall and litter quality explain changes in fungal communities on the roots of co-occurring Mediterranean oaks. Soil Biol Biochem 42:788–796. doi:10.1016/j.soilbio.2010.01.014

Aponte C, Marañón T, García LV (2010b) Microbial C, N and P in soils of Mediterranean oak forests: influence of season, canopy cover and soil depth. Biogeochemistry 101:77–92. doi:10.1007/s10533-010-9418-5

Aponte C, García LV, Pérez-Ramos IM, Gutiérrez E, Marañón T (2011) Oak trees and soil interactions in Mediterranean forests: a positive feedback model. J Veg Sci 22:856–867. doi:10.1111/j.1654-1103.2011.01298.x

Aponte C, García L, Marañón T (2013) Tree species effects on nutrient cycling and soil biota: a feedback mechanism favouring species coexistence. For Ecol Manag 309:36–46. doi:10.1016/j.foreco.2013.05.035

Augusto L, Ranger J, Binkley D, Rothe A (2002) Impact of several common tree species of European temperate forests on soil fertility. Ann For Sci 59:233–253. doi:10.1051/forest:2002020

Barcnas-Moreno G, Garcia-Orenes F, Mataix-Solera J, Mataix-Beneyto J, Baath E (2011) Soil microbial recolonisation after a fire in a Mediterranean forest. Biol Fertil Soils 47:261–272. doi:10.1007/s00374-010-0532-2

Benjamini Y, Hochberg Y (1995) Controlling the false discovery rate: a practical and powerful approach to multiple testing. J R Stat Soc 57:289–300

Bennett LT, Kasel S, Tibbits J (2009) Woodland trees modulate soil resources and conserve fungal diversity in fragmented landscapes. Soil Biol Biochem 41:2162–2169. doi:10.1016/j.soilbio.2009.07.030

Bohlen PJ, Groffman PM, Driscoll CT, Fahey TJ, Siccama TG (2001) Plant-soil-microbial interactions in a northern hardwood forest. Ecology 82:965–978

Bray RH, Kurtz LT (1945) Determination of total, organic and available forms of phosphorus in soils. Soil Sci 59:39–45. doi:10.1097/00010694-194501000-00006

Bremner J, Keeney D (1965) Steam distillation methods for determination of ammonium nitrate and nitrate. Anal Chim Acta 32:485–495. doi:10.1016/S0003-2670(00)88973-4

Brookes PC, Powlson DS, Jenkinson DS (1982) Measurement of microbial phosphorus in soil. Soil Biol Biochem 14:319–329

Brookes PC, Landman A, Pruden G, Jenkinson DS (1985) Chloroform fumigation and the release of soil nitrogen: a rapid direct extraction method to measure microbial biomass nitrogen in soil. Soil Biol Biochem 17:837–842. doi:10.1016/0038-0717(85)90144-0

Carreira JA, Niell FX, Lajtha K (1994) Soil nitrogen availability and nitrification in Mediterranean shrublands of varying fire history and successional stage. Biogeochemistry 26:189–209. doi:10.1007/bf00002906

Chen CR, Xu ZH, Blumfield TJ, Hughes JM (2003) Soil microbial biomass during the early establishment of hoop pine plantation: seasonal variation and impacts of site preparation. For Ecol Manag 186:213–225. doi:10.1016/S0378-1127(03)00275-5

Cleveland CC, Liptzin D (2007) C:N:P stoichiometry in soil: is there a “redfield ratio” for the microbial biomass? Biogeochemistry 85:235–252. doi:10.1007/s10533-007-9132-0

Corre MD, Schnabel RR, Stout WL (2002) Spatial and seasonal variation of gross nitrogen transformations and microbial biomass in a Northeastern US grassland. Soil Biol Biochem 34:445–457. doi:10.1016/S0038-0717(01)00198-5

Csardi G, Nepusz T (2006) The igraph software package for complex network research. Int J Complex Systems:1695

- Ettema CH, Wardle DA (2002) Spatial soil ecology. *Trends Ecol Evol* 17:177–183. doi:10.1016/S0169-5347(02)02496-5
- Fierer N, Schimel JP, Holden PA (2003) Variations in microbial community composition through two soil depth profiles. *Soil Biol Biochem* 35:167–176. doi:10.1016/S0038-0717(02)00251-1
- Gallardo A (2003) Effect of tree canopy on the spatial distribution of soil nutrients in a Mediterranean Dehesa. *Pedobiologia* 47:117–125. doi:10.1078/0031-4056-00175
- Gallardo A, Schlesinger WH (1994) Factors limiting microbial biomass in the mineral soil and forest floor of a warm-temperate forest. *Soil Biol Biochem* 26:1409–1415. doi:10.1016/0038-0717(94)90225-9
- Gallardo A, Rodríguez-Saucedo JJ, Covelo F, Fernández-Alés R (2000) Soil nitrogen heterogeneity in a Dehesa ecosystem. *Plant Soil* 222:71–82
- García LV (2003) Controlling the false discovery rate in ecological research. *Trends Ecol Evol* 18:553–554. doi:10.1016/j.tree.2003.08.011
- García C, Hernandez T, Roldan A, Martin A (2002) Effect of plant cover decline on chemical and microbiological parameters under Mediterranean climate. *Soil Biol Biochem* 34:635–642. doi:10.1016/S0038-0717(01)00225-5
- García LV, Maltez-Mouro S, Pérez-Ramos IM, Freitas H, Marañón T (2006) Counteracting gradients of light and soil nutrients in the understorey of Mediterranean oak forest. *Web Ecol* 6:67–74. doi:10.5194/we-6-67-2006
- Gaudinski JB, Trumbore SE, Davidson EA, Zheng S (2000) Soil carbon cycling in a temperate forest: radiocarbon-based estimates of residence times, sequestration rates and partitioning of fluxes. *Biogeochemistry* 51:33–69
- Gil Torres J, Rodero Pérez I, Odierna C (2003) Inventario de los suelos de la provincia de Córdoba. Diputación de Córdoba, Spain
- Goberna M, Sánchez J, Pascual JA, García C (2006) Surface and subsurface organic carbon, microbial biomass and activity in a forest soil sequence. *Soil Biol Biochem* 38:2233–2243. doi:10.1016/j.soilbio.2006.02.003
- Goberna M, Pascual JA, García C, Sánchez J (2007) Do plant clumps constitute microbial hotspots in semiarid Mediterranean patchy landscapes? *Soil Biol Biochem* 39:1047–1054. doi:10.1016/j.soilbio.2006.11.015
- Hackl E, Pfeffer M, Donat C, Bachmann G, Zechmeister-Boltenstern S (2005) Composition of the microbial communities in the mineral soil under different types of natural forest. *Soil Biol Biochem* 37:661–671. doi:10.1016/j.soilbio.2004.08.023
- Hassink J (1994) Effect of soil texture on the size of the microbial biomass and on the amount of c and n mineralized per unit of microbial biomass in dutch grassland soils. *Soil Biol Biochem* 26:1573–1581. doi:10.1016/0038-0717(94)90100-7
- Huang Z, Wan X, He Z, Yu Z, Wang M, Hu Z, Yang Y (2013) Soil microbial biomass, community composition and soil nitrogen cycling in relation to tree species in subtropical China. *Soil Biol Biochem* 62:68–75. doi:10.1016/j.soilbio.2013.03.008
- Insam H, Parkinson D, Domsch KH (1989) Influence of macroclimate on soil microbial biomass. *Soil Biol Biochem* 21:211–221. doi:10.1016/0038-0717(89)90097-7
- Jensen KD, Beier C, Michelsen A, Emmett BA (2003) Effects of experimental drought on microbial processes in two temperate heathlands at contrasting water conditions. *Appl Soil Ecol* 24:165–176. doi:10.1016/S0929-1393(03)00091-X
- King JR, Jackson DA (1999) Variable selection in large environmental data sets using principal components analysis. *Environmetrics* 10:67–77. doi:10.1002/(SICI)1099-095X(199901/02)10:1%3C67::AID-ENV336%3E3.0.CO;2-0
- Kozłowski TT, Pallardi SG (2002) Acclimation and adaptive responses of woody plants to environmental stresses. *Bot Rev* 68:270–334. doi:10.1663/0006-8101(2002)068%5B0270:AAAROW%5D2.0.CO;2
- Lambers H, Chapin F III, Pons T (1998) *Plant physiological ecology*. Springer, New York
- Lindo Z, Visser S (2003) Microbial biomass, nitrogen and phosphorus mineralization, and mesofauna in boreal conifer and deciduous forest floors following partial and clear-cut harvesting. *Can J For Res* 33:1610–1620. doi:10.1139/x03-080
- Liu L, Gundersen P, Zhang T, Mo J (2012) Effects of phosphorus addition on soil microbial biomass and community composition in three forest types in tropical China. *Soil Biol Biochem* 44:31–38. doi:10.1016/j.soilbio.2011.08.017
- Lucas-Borja ME, Candel D, Jindo K, Moreno JL, Andrés M, Bastida F (2012) Soil microbial community structure and activity in monospecific and mixed forest stands, under Mediterranean humid conditions. *Plant Soil* 354:359–370. doi:10.1007/s11104-011-1072-8
- Malchair S, Carnol M (2009) Microbial biomass and C and N transformations in forest floors under European beech, sessile oak, Norway spruce and Douglas-fir at four temperate forest sites. *Soil Biol Biochem* 41:831–839. doi:10.1016/j.soilbio.2009.02.004
- Maltez-Mouro S, García L, Marañón T, Freitas H (2005) The combined role of topography and overstorey tree composition in promoting edaphic and floristic variation in a Mediterranean forest. *Ecol Res* 20:668–677. doi:10.1007/s11284-005-0081-6
- Marañón-Jiménez S, Castro J, Kowalski AS, Serrano-Ortiz P, Reverter BR, Sánchez-Cañete EP, Zamora R (2011) Post-fire soil respiration in relation to burnt wood management in a Mediterranean mountain ecosystem. *For Ecol Manag* 261:1436–1447. doi:10.1016/j.foreco.2011.01.030
- Matías L, Castro J, Zamora R (2011) Soil-nutrient availability under a global-change scenario in a Mediterranean mountain ecosystem. *Glob Chang Biol* 17:1646–1657. doi:10.1111/j.1365-2486.2010.02338.x
- Monokrousos N, Papatheodorou EM, Diamantopoulos JD, Stamou GP (2004) Temporal and spatial variability of soil chemical and biological variables in a Mediterranean shrubland. *For Ecol Manag* 202:83–91. doi:10.1016/j.foreco.2004.07.039
- Nadelhoffer KJ, Giblin AE, Shaver GR, Laundre JA (1991) Effects of temperature and substrate quality on element mineralization in six arctic soils. *Ecology* 72:242–253. doi:10.2307/1938918
- Nielsen PL, Andresen LC, Michelsen A, Schmidt IK, Kongstad J (2009) Seasonal variations and effects of nutrient applications on N and P and microbial biomass under two temperate heathland plants. *Appl Soil Ecol* 42:279–287. doi:10.1016/j.apsoil.2009.05.006
- Olsen SR, Cole CV, Watanabe FS, Dean LA (1954) In: USDA (ed) Estimation of available phosphorus in soils by extraction with sodium bicarbonate. USDA, Washington
- Polo A (2006) Heterogeneidad edáfica en una parcela experimental de bosque mixto de *Quercus suber* y *Quercus canariensis*

- del Parque Natural de los Alcornocales (La Panera). Escuela Universitaria Ingenieros Técnicos Agrícolas. Universidad de Sevilla, Sevilla
- Prescott CE, Grayston SJ (2013) Tree species influence on microbial communities in litter and soil: current knowledge and research needs. *For Ecol Manag*. doi:10.1016/j.foreco.2013.02.034
- Quilchano C, Marañón T (2002) Dehydrogenase activity in Mediterranean forest soils. *Biol Fertil Soils* 35:102. doi:10.1007/s00374-002-0446-8
- Raubuch M, Joergensen RG (2002) C and net N mineralisation in a coniferous forest soil: the contribution of the temporal variability of microbial biomass C and N. *Soil Biol Biochem* 34:841–849. doi:10.1016/S0038-0717(02)00016-0
- Rey A, Pegoraro E, Tedeschi V, De Parri I, Jarvis PG, Valentini R (2002) Annual variation in soil respiration and its components in a coppice oak forest in Central Italy. *Glob Chang Biol* 8:851–866. doi:10.1046/j.1365-2486.2002.00521.x
- Ross DJ, Tate KR, Feltham CW (1996) Microbial biomass, and C and N mineralization, in litter and mineral soil of adjacent montane ecosystems in a southern beech (*Nothofagus*) forest and a tussock grassland. *Soil Biol Biochem* 28:1613–1620. doi:10.1016/S0038-0717(96)00255-6
- Rutigliano FA, D'Ascoli R, Virzo De Santo A (2004) Soil microbial metabolism and nutrient status in a Mediterranean area as affected by plant cover. *Soil Biol Biochem* 36:1719–1729. doi:10.1016/j.soilbio.2004.04.029
- Sagova-Mareckova M, Omelka M, Cermak L, Kamenik Z, Olsovska J, Hackl E, Kopecky J, Hadacek F (2011) Microbial communities show parallels at sites with distinct litter and soil characteristics. *Appl Environ Microbiol* 77:7560–7567. doi:10.1128/AEM.00527-11
- Sardans J, Peñuelas J, Rodà F (2005) Changes in nutrient status, retranslocation and use efficiency in young post-fire regeneration *Pinus halepensis* in response to sudden N and P input, irrigation and removal of competing vegetation. *Trees* 19(19):233–250. doi:10.1007/s00468-004-0374-3
- Schimel J, Balser TC, Wallenstein M (2007) Microbial stress-response physiology and its implications for ecosystem function. *Ecology* 88:1386–1394. doi:10.1890/06-0219
- Schmidt IK, Jonasson S, Michelsen A (1999) Mineralization and microbial immobilization of N and P in arctic soils in relation to season, temperature and nutrient amendment. *Appl Soil Ecol* 11:147–160. doi:10.1016/S0929-1393(98)00147-4
- Singh JS, Raghubanshi AS, Singh RS, Srivastava SC (1989) Microbial biomass acts as a source of plant nutrients in dry tropical forest and savanna. *Nature* 338:499–500. doi:10.1038/338499a0
- Smolander A, Kitunen V (2002) Soil microbial activities and characteristics of dissolved organic C and N in relation to tree species. *Soil Biol Biochem* 34:651–660. doi:10.1016/S0038-0717(01)00227-9
- Sparks DL (1996) Methods of soil analysis. Part 3. Chemical Methods Soil Science Society of America and American Society of Agronomy, Madison
- Sparling GP (1992) Ratio of microbial biomass carbon to soil organic carbon as a sensitive indicator of changes in soil organic matter. *Soil Res* 30:195–207. doi:10.1071/SR9920195
- Ste-Marie C, Pare D, Gagnon D (2007) The contrasting effects of aspen and jack pine on soil nutritional properties depend on parent material. *Ecosystems* 10:1299–1310. doi:10.1007/s10021-007-9098-8
- Thoms C, Gatteringer A, Jacob M, Thomas FM, Gleixner G (2010) Direct and indirect effects of tree diversity drive soil microbial diversity in temperate deciduous forest. *Soil Biol Biochem* 42:1558–1565. doi:10.1016/j.soilbio.2010.05.030
- Ushio M, Kitayama K, Balser TC (2010) Tree species-mediated spatial patchiness of the composition of microbial community and physicochemical properties in the topsoils of a tropical montane forest. *Soil Biol Biochem* 42:1588–1595. doi:10.1016/j.soilbio.2010.05.035
- van der Putten W, Bardgett R, de Ruiter P, Hol W, Meyer K, Bezemer T, Bradford M, Christensen S, Eppinga M, Fukami T, Hemerik L, Molofsky J, Schädler M, Scherber C, Strauss S, Vos M, Wardle D (2009) Empirical and theoretical challenges in aboveground–belowground ecology. *Oecologia* 161:1–14. doi:10.1007/s00442-009-1351-8
- Vance ED, Brookes PC, Jenkinson DS (1987) An extraction method for measuring soil microbial biomass C. *Soil Biol Biochem* 19:703–707. doi:10.1016/0038-0717(87)90052-6
- Wang FE, Chen YX, Tian GM, Kumar S, He YF, Fu QL, Lin Q (2004) Microbial biomass carbon, nitrogen and phosphorus in the soil profiles of different vegetation covers established for soil rehabilitation in a red soil region of southeastern China. *Nutr Cycl Agroecosyst* 68:181–189. doi:10.1023/B:FRES.0000017470.14789.2a
- Wilkinson SC, Anderson JM, Scardelis SP, Tisiafouli M, Taylor A, Wolters V (2002) PLFA profiles of microbial communities in decomposing conifer litters subject to moisture stress. *Soil Biol Biochem* 34:189–200. doi:10.1016/S0038-0717(01)00168-7
- WRB IWG (2006) In: FAO (ed) World reference base for soil resources 2006: a framework for international classification, correlation and communication. World Soil Resources Reports No 103, Rome
- Xiang SR, Doyle A, Holden PA, Schimel JP (2008) Drying and rewetting effects on C and N mineralization and microbial activity in surface and subsurface California grassland soils. *Soil Biol Biochem* 40:2281–2289. doi:10.1016/j.soilbio.2008.05.004
- Zhong Z, Makeschin F (2006) Differences of soil microbial biomass and nitrogen transformation under two forest types in Central Germany. *Plant Soil* 283:287–297. doi:10.1007/s11104-006-0018-z