

Growth and stable isotope signals associated with drought-related mortality in saplings of two coexisting pine species

Asier Herrero · Jorge Castro · Regino Zamora ·
Antonio Delgado-Huertas · José I. Querejeta

Received: 16 December 2010 / Accepted: 6 June 2013
© Springer-Verlag Berlin Heidelberg 2013

Abstract Drought-induced events of massive tree mortality appear to be increasing worldwide. Species-specific vulnerability to drought mortality may alter patterns of species diversity and affect future forest composition. We have explored the consequences of the extreme drought of 2005, which caused high sapling mortality (approx. 50 %) among 10-year-old saplings of two coexisting pine species in the Mediterranean mountains of Sierra Nevada (Spain): boreo-alpine *Pinus sylvestris* and Mediterranean *P. nigra*. Sapling height growth, leaf $\delta^{13}\text{C}$ and $\delta^{18}\text{O}$, and foliar nitrogen concentration in the four most recent leaf cohorts were measured in dead and surviving saplings. The foliar isotopic composition of dead saplings (which reflects time-integrated leaf gas-exchange until mortality) displayed sharp increases in both $\delta^{13}\text{C}$ and $\delta^{18}\text{O}$ during the extreme drought of 2005, suggesting an important role of

stomatal conductance (g_s) reduction and diffusional limitations to photosynthesis in mortality. While *P. nigra* showed decreased growth in 2005 compared to the previous wetter year, *P. sylvestris* maintained similar growth levels in both years. Decreased growth, coupled with a sharper increase in foliar $\delta^{18}\text{O}$ during extreme drought in dead saplings, indicate a more conservative water use strategy for *P. nigra*. The different physiological behavior of the two pine species in response to drought (further supported by data from surviving saplings) may have influenced 2005 mortality rates, which contributed to 2.4-fold greater survival for *P. nigra* over the lifespan of the saplings. This species-specific vulnerability to extreme drought could lead to changes in dominance and distribution of pine species in Mediterranean mountain forests.

Keywords Drought stress · Tree mortality · Leaf $\delta^{13}\text{C}$ · Leaf $\delta^{18}\text{O}$ · Mediterranean mountain

Communicated by Dan Yakir.

Electronic supplementary material The online version of this article (doi:10.1007/s00442-013-2707-7) contains supplementary material, which is available to authorized users.

A. Herrero (✉) · J. Castro · R. Zamora
Grupo de Ecología Terrestre, Departamento de Ecología,
Facultad de Ciencias, Universidad de Granada, Avda.
Fuentenueva s/n, 18071 Granada, Spain
e-mail: asier@ugr.es

A. Delgado-Huertas
Grupo de Biogeoquímica de Isótopos Estables, Instituto Andaluz
de Ciencias de la Tierra (CSIC-UGR), Avda. de las Palmeras 4,
18100 Armilla, Granada, Spain

J. I. Querejeta
Centro de Edafología y Biología Aplicada del Segura
(CEBAS-CSIC), Campus Universitario de Espinardo, PO Box
164, 30100 Murcia, Spain

Introduction

Extreme droughts are recurrent in many climate types worldwide (Fundación para la Investigación del Clima 2006; Trenberth et al. 2007). Episodes of severe drought can have an impact on woody plant communities in several ways, weakening plant performance and even leading to shrub or tree mortality (Allen and Breshears 1998; Bigler et al. 2006; Miriti et al. 2007). Widespread tree mortality events are expected to increase in large areas of the planet under the current scenario of climatic change, with elevated temperatures and/or water stress as a common causal factor (Allen et al. 2010). Different vulnerability to drought among species may alter dominance patterns and even accelerate climate-driven distributional shifts, with

important implications for forest diversity and composition (Allen and Breshears 1998; Slik 2004).

Studies reporting the effect of extreme droughts on tree mortality have focused largely on adult individuals (Allen et al. 2010 and references within), while studies addressing sapling drought mortality are scant (but see Suarez and Kitzberger 2008; Floyd et al. 2009; Lingenfelder and Newbery 2009). Sapling sensitivity to extreme drought events may be higher than that reported for adults, given differences in root-system development and hence access to water (Clark 1983), a fact which may mask episodes of mortality that, in the long term, could cancel recruitment pulses of tree species. This may be particularly critical for Mediterranean-type and semi-arid ecosystems, given the growing frequency and severity of extreme droughts that is occurring (and predicted) at regional scales (Fundación para la Investigación del Clima 2006; Briffa et al. 2009), coupled with the low frequency of windows of opportunity for effective tree recruitment in these ecosystems (Holmgren and Scheffer 2001; García and Zamora 2003).

In this study, we analyze the way in which saplings of two coexisting pine species with contrasting biogeographical origins, a boreo-alpine species (*Pinus sylvestris* L.) and a Mediterranean one (*P. nigra* Arnold), respond to an unusual and extreme drought event. In 2005, the most extreme drought in the last five decades occurred in Sierra Nevada National Park (SE Spain), affecting 10-year-old pine saplings of a previous reforestation experiment. This extreme drought can be considered a “natural experiment” which allowed us to examine the impact of severe water shortage on two coexisting pine species while experimentally controlling for the effects of age and environmental conditions. Both factors, age-related plant characteristics and spatial variations in environmental conditions, can severely influence the effect of drought on plant performance (Donovan and Ehleringer 1991; Cavender-Bares and Bazzaz 2000; Lloret et al. 2004; Suarez et al. 2004). In order to evaluate the impact of drought on the target species, we measured several ecological and ecophysiological variables linked to drought stress in saplings of both pine species, including mortality, growth, and leaf carbon and oxygen isotopic composition ($\delta^{13}\text{C}$ and $\delta^{18}\text{O}$).

Stable isotope ratios provide time-integrated information on plant ecophysiological responses to changing abiotic conditions (Dawson et al. 2002) and can also help characterize species-specific plant water use strategies (Moreno-Gutiérrez et al. 2012). On the one hand, plant $\delta^{13}\text{C}$ provides an integrated record of the ratio of intercellular to atmospheric CO_2 concentrations (c_i/c_a) during the period in which the carbon (C) was fixed (Farquhar et al. 1982). Factors affecting net photosynthetic rate (A) and stomatal conductance (g_s) influence c_i and, thus, plant carbon isotope ratio. Under drought conditions, low water

availability promotes stomatal closure, generally reducing c_i and increasing $\delta^{13}\text{C}$ in plant tissues (Adams and Kolb 2004; Eilmann et al. 2010; Sarris et al. 2013). On the other hand, the evaporative ^{18}O enrichment of leaf water is imprinted on the assimilated carbohydrates, with plant $\delta^{18}\text{O}$ inversely related to the ratio of atmospheric to intercellular water vapor pressure (e_a/e_i ; Dongmann et al. 1974; Cernusak et al. 2002). The evaporative enrichment of leaf water is related to stomatal conductance and transpiration rate, because the convection of non-enriched xylem water via the transpiration stream dilutes the back-diffusion of evaporatively enriched leaf water (*Péclet* effect; Wang and Yakir 2000; Barbour 2007). Plant $\delta^{18}\text{O}$ can be used to discriminate between biochemical and stomatal limitations to photosynthesis, since it shares the dependence on g_s with plant $\delta^{13}\text{C}$, but is unaffected by changes in A (Scheidegger et al. 2000; Grams et al. 2007). Further, simultaneous measurement of bulk leaf $\delta^{13}\text{C}$ and $\delta^{18}\text{O}$ can also help characterize the species-specific water use strategies of coexisting plant species exposed to the same environmental conditions (Moreno-Gutiérrez et al. 2012). Long leaf lifespans and a single annual flush of needle growth in the target pine species allows comparisons between the $\delta^{13}\text{C}$ and $\delta^{18}\text{O}$ of successive leaf cohorts formed during contrasting conditions (i.e. extreme drought vs. normal years), in order to evaluate environmental impacts on the physiology of photosynthesis and transpiration.

In the present study, these comparisons were performed on saplings that died during drought as well as on those that survived in order to elucidate possible drivers of drought-induced mortality. Although in recent years much progress has been made in our understanding of the physiological mechanisms involved in tree death following drought (McDowell et al. 2008; Adams et al. 2009; Breshears et al. 2009), the specific mechanisms leading to tree mortality are far from being resolved (Sala et al. 2010). Hydraulic failure, C starvation, and the effect of biotic agents have been postulated as the main mechanisms of drought-induced mortality (McDowell et al. 2008). Studies analyzing physiological responses of trees to severe drought during the dying process are scant (but see Adams et al. 2009; Breshears et al. 2009), and could help to clarify mechanisms underlying climate-driven vegetation mortality. This is especially true in studies where critical confounding effects, such variations in age and environmental conditions, are tightly controlled, as in the case of the present work. In particular, the leaf $\delta^{13}\text{C}$ and $\delta^{18}\text{O}$ values of dead saplings at time of mortality might offer valuable insight into their ecophysiological responses to extreme drought.

The main objective of this study is to assess and compare the responses of two coexisting pine species to an extreme drought event. We hypothesized that the boreo-alpine *P. sylvestris* would be less able to cope with intense

drought than the Mediterranean *P. nigra*, thus resulting in more severe water stress (inferred from leaf $\delta^{13}\text{C}$ and $\delta^{18}\text{O}$), lower growth, and higher mortality rate in the former species. In addition, any difference in the patterns of drought response between dead and surviving saplings is discussed in relation to current knowledge of drought-induced mortality mechanisms. Finally, plausible species-specific differences in drought vulnerability at the sapling stage are examined in the context of future forest composition under an increasing aridity scenario.

Materials and methods

Study area and species

The study was carried out at the locality of Loma Panaderos ($37^{\circ}04'50''\text{N}$, $3^{\circ}27'50''\text{W}$, 1,825 m. a.s.l., Sierra Nevada National Park, SE Spain), where the mature forest is dominated by *P. sylvestris* and *P. nigra*. The area was burnt by an accidental wildfire in 1983, and was reforested in 1997 with 2-year-old saplings of *P. sylvestris* and *P. nigra* that were planted within three fenced areas of ca. 3,000 m² separated by ca. 200 m (see Castro et al. 2002 for details). *Pinus sylvestris* is a boreo-alpine species widely distributed in Eurasia and restricted to high mountains areas in the Mediterranean basin, while *P. nigra* is a widespread Mediterranean species (Barbéro et al. 1998). Today, *P. sylvestris* and *P. nigra* occupy large areas in the northern Mediterranean basin, both growing in mountainous areas at medium to high elevations (Barbéro et al. 1998). It is common for populations of the two species to be contiguous, usually with *P. sylvestris* at higher elevations or in colder, moister exposures (Blanco et al. 1997).

Saplings were permanently tagged and monitored for survival from the time of planting. Mortality was attributed to drought when plants were completely desiccated without any visible signs of herbivory, pathogens, or nutrient deficiency (saplings that had not survived transplanting were previously excluded). In 1997, the first growing season after planting, high mortality due to drought was recorded for the two species, according to the described vulnerability to drought during early regeneration stages in Mediterranean areas (Mendoza et al. 2009; Matías et al. 2012; Lucas-Borja et al. 2012). Mortality in 1997 was significantly higher for *P. sylvestris* (Table 1). Subsequently, drought mortality tended to decrease until 2001, despite the high values recorded in dry 1999 (Table 1; Fig. 1). Cumulative drought mortality of saplings until 2001 was significantly higher for *P. sylvestris* (Table 1), whereas no mortality occurred from 2001 to 2004. These mortality data are modified from Castro et al. (2004) considering only saplings within fenced areas. Finally, during the extreme

Table 1 Annual and cumulative mortality rate due to drought for *P. sylvestris* and *P. nigra* from 1997 to 2005 (only years with mortality are shown)

Event	Annual mortality rate				Cumulative mortality rate			
	<i>P. sylvestris</i>		<i>P. nigra</i>		<i>P. sylvestris</i>		<i>P. nigra</i>	
	%	<i>n</i>	%	<i>n</i>	%	<i>n</i>	%	<i>n</i>
1997	45.5	378	34.6	402	45.5	378	34.6	402
1998	14.2	176	9.4	245	56.6	378	42.2	402
1999	31.4	137	11.5	200	71.9	378	51.1	402
2000	11.7	94	4.5	177	75.2	378	53.3	402
2005	62.8	83	48.3	169	89.8	378	76.0	402

Annual mortality rate was measured shortly after summer (October), except in 2005, when it was measured in the following March. Mortality was attributed to drought because the plants were completely desiccated without any visible signs of herbivory, pathogens, or nutrient deficiency. Numbers in bold indicate significant differences in drought mortality between species. Changes in *n* values from year to year also account for frost mortality, which only occurred during the first two years (less than 15 %, data not shown). In this way, frost mortality does not affect the calculation of mortality rates due to drought. 1997–2000 data were modified from Castro et al. (2004), considering only saplings inside fences

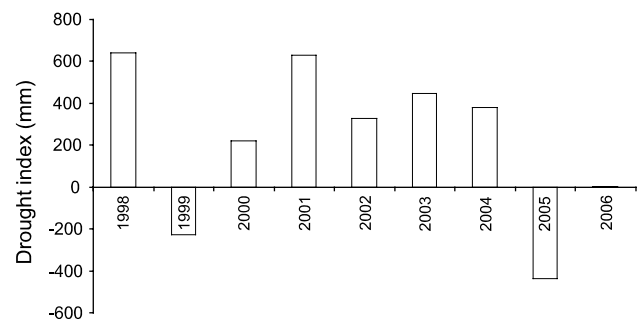


Fig. 1 Drought index for 1998–2006 series, the time period covering the lifespan of the pine saplings

drought of 2005, high mortality of saplings of both species was recorded in late summer (August–September).

The climate in the experimental area is continental Mediterranean, characterized by a severe summer drought. The annual precipitation is 860 ± 86 mm (mean for 1997–2006 period), with a summer mean (months of June–August) of 35 ± 9 (mean for 1997–2006 period; data from a climatic station placed at La Cortijuela Botanical Garden, 800 m from the study area). The year 2005 was the driest of the last five decades (García-Herrera et al. 2007; Online Resource 1), and the summer of 2005 was particularly hot and dry (Online Resource 1 and 2).

Drought index

A drought index (DRI) was calculated for the study site to summarize differences in moisture conditions among years

that cover the entire lifespan of pine saplings (1997–2006). The DRI was calculated using the following formula:

$$DRI = P - PET$$

where P is equal to the sum of the precipitation from August (previous year) to July (current year), and PET equals the sum of estimated potential evapo-transpiration for the same period as a function of monthly mean temperatures and geographical latitude (using the Thornthwaite 1948 formulation). We chose the same annual period (from previous August to current July) as Bigler et al. (2006) to calculate annual DRI, given the similarities in the seasonally dry conditions and the phenology of pine growth for both study areas. A value of DRI below zero indicates moisture deficit. DRI data are shown in Fig. 1.

Mortality and growth

In the first week of March 2006, dead and surviving saplings of both species were counted in the fenced areas to quantify the mortality rate. For each species, 20 live and 20 dead individuals were recorded at random in one of the fenced areas in order to minimize environmental variability. Sapling height, basal diameter, and internode growth during the last four years (2005, 2004, 2003, and 2002) were measured. Annual internode growth is easily identifiable by yearly whorls, as both species showed one flush per year in the study area. Height Growth Index (HGI) values were calculated for each measured sapling using the following formula:

$$HGI = \frac{\ln W_2 - \ln W_1}{t_2 - t_1}$$

where W_2 and W_1 are sapling heights (in mm) at times 2 and 1, respectively. We calculated annual HGI values for the period 2002–2005, being t_2 and t_1 two consecutive years.

Leaf $\delta^{13}\text{C}$ and $\delta^{18}\text{O}$ analyses

Leaf $\delta^{13}\text{C}$ and $\delta^{18}\text{O}$ data were analyzed separately for live and dead saplings. While physiological activity ceased at time of mortality for dead saplings (late summer 2005), the isotopic composition of foliar tissue in the surviving saplings was also subsequently influenced by environmental conditions during autumn 2005 and winter 2005–2006. Therefore, the data of dead and surviving saplings are not directly comparable. However, for dead saplings, we expect no major changes in the isotope ratios of needle tissue between the time of mortality and the time of sampling, given that sampling took place in winter shortly after the summer drought (ca. 6 months). The decomposition of organic materials in Mediterranean areas

takes place when temperature and humidity requirements are met, resulting in low decomposition rates of pine litter due to dry summers and cold winters (Kurz et al. 2000; Moro and Domingo 2000). Thus, decomposition during the dry autumn and cold winter of 2005–2006 must have been strongly limited by water shortage and low temperature, respectively. It should be noted that the 2005–2006 autumn and winter were much drier than average for the 1997–2006 series (the total precipitation from October 2005 to February 2006 was 87 mm, which is only 17 % of the 506 ± 99 mm mean for the 1997–2006 series). In addition, the needles of all the cohorts remained attached to twigs and branches in dead saplings, thereby reducing the potential attack of decomposers. Thus it seems reasonable to assume that the decomposition of needles from pines of sapling death until needle collection for isotope analyses was negligible or very limited. It is also important to note that Grünzweig et al. (2007) found no changes in the bulk leaf $\delta^{13}\text{C}$ of *Pinus halepensis* from living leaves to leaf litter in Mediterranean areas. This supports the use of dead needles as trustworthy tissue for stable isotope analyses.

A random subsample of 12 saplings per species and condition (dead/alive) was taken from the above mentioned 20 saplings, in order to perform leaf $\delta^{13}\text{C}$ and $\delta^{18}\text{O}$ analyses. Needles from the last four cohorts (2005, 2004, 2003, and 2002) were collected at the same time from the main axial stem in the second week of March 2006. The needles were stored in paper envelopes and oven-dried at 60°C for 48 h. Then, needles were ground and analyzed for $\delta^{13}\text{C}$ and $\delta^{18}\text{O}$. Leaf $\delta^{13}\text{C}$ analyses were performed at the Biogeochemistry of Stable Isotopes Laboratory of the Instituto Andaluz de Ciencias de la Tierra (Granada, Spain), using a Carlo Elba 1500NC elemental analyzer interfaced to a mass spectrometer (Thermo Finnigan Delta plus XL). Leaf $\delta^{18}\text{O}$ analyses were conducted at the Stable Isotope Facility of the University of California at Davis (USA) using a Heckatech HT Oxygen Analyzer interfaced to a PDZ Europa 20-20 isotope ratio mass spectrometer (Sercon, Cheshire, UK), following the method described in Kornexl et al. (1999). Leaf samples were converted by pyrolysis in a glassy carbon reactor at 1,400 °C to CO and H₂O, and oxygen was analyzed as CO.

The abundance of stable isotopes is presented in delta notation (δ), relative to a standard:

$$\delta = \left(\frac{R_{\text{samp}}}{R_{\text{st}}} - 1 \right) \times 1000 \text{‰}$$

where R is the molar ratio of the heavy to light isotopes ($R = {}^{13}\text{C}/{}^{12}\text{C}$ or ${}^{18}\text{O}/{}^{16}\text{O}$), R_{samp} refers to the sample, and R_{st} to the international standard Vienna-Pee Dee Belemnite (V-PDB) for $\delta^{13}\text{C}$ and Vienna Standard Mean Oceanic Water (V-SMOW) for $\delta^{18}\text{O}$. The working standards for $\delta^{13}\text{C}$ were sucrose and phthalic acid, and for $\delta^{18}\text{O}$

microcrystalline cellulose. The repeated analysis of these internal standards yielded a standard deviation of less than 0.1 ‰ for $\delta^{13}\text{C}$ and 0.2 ‰ for $\delta^{18}\text{O}$. Analyses of $\delta^{13}\text{C}$ and $\delta^{18}\text{O}$ were performed on whole-leaf tissue rather than extracted cellulose, because of strong positive correlations observed between $\delta^{13}\text{C}$ and $\delta^{18}\text{O}$ of whole tissue and cellulose (Sullivan and Welker 2007; Powers et al. 2008).

Leaf N analysis

Leaf nitrogen concentration (N) is considered an indicator of maximum carboxylation capacity (Field and Mooney 1986) and is positively related to photosynthetic capacity (Reich et al. 1995), as the greatest part of foliar N is linked to photosynthetic machinery (Evans and Seemann 1989). Therefore, we analyzed leaf N to test for differences in carboxylation capacity among species (separately for live and dead saplings). Leaf N was measured in the same samples used to analyze $\delta^{13}\text{C}$ and $\delta^{18}\text{O}$ (see above), using an elemental analyzer Leco CNH TrueSpec (Michigan, USA).

Data analysis

Differences in mortality rate between the two species were analyzed using a nominal logistic regression. Height, basal diameter and HGI were compared between living and dead individuals, as saplings' growth ended prior to the mortality event (authors' personal observation). Differences in height and basal diameter were examined using a one-way ANOVA. HGI data were analyzed using a multivariate ANOVA with the dependent variable as a repeated measure. *Leaf cohort* was the repeated factor, whereas *species*, *condition* (live vs. dead), *species* \times *condition*, and all interactions with *leaf cohort* were sources of variation. As mentioned above leaf $\delta^{13}\text{C}$, $\delta^{18}\text{O}$ and N data were analyzed separately for live and dead saplings. Leaf $\delta^{13}\text{C}$, $\delta^{18}\text{O}$, and N data were subjected to a multivariate ANOVA with *leaf cohort* as the repeated factor, and *species* and its interaction with *leaf cohort* as sources of variation.

Post hoc comparisons between species for different leaf cohorts in HGI, leaf $\delta^{13}\text{C}$ and $\delta^{18}\text{O}$, and foliar N were performed using *t* tests and applying a Bonferroni correction to a significance level of 0.05 (4 variables \times 4 leaf cohorts \times 2 conditions = 32 comparisons; $\alpha = 0.0016$). In addition, Pearson's correlation coefficient was used to analyze paired relationships between HGI, leaf $\delta^{13}\text{C}$, and leaf $\delta^{18}\text{O}$, considering each pine sapling and each leaf cohort separately for the two species and conditions. Slopes for significant correlations were compared between species using a standardized major-axis test. All the analyses were performed using JMP 7.0 (SAS Institute), except comparisons of correlations' slopes, which were performed using SMATR software (Falster et al.

2006). All results throughout this paper are given as mean \pm standard error.

Results

Mortality and growth

After the 2005 extreme drought, cumulative sapling mortality associated with drought since planting (1997–2005) was significantly higher for *P. sylvestris* than for *P. nigra* (Table 1), thus resulting in 2.4-fold greater survival for *P. nigra* than for *P. sylvestris*. Mortality during the extreme drought year of 2005 was also higher for *P. sylvestris* than for *P. nigra*, although this difference was not statistically significant (Table 1).

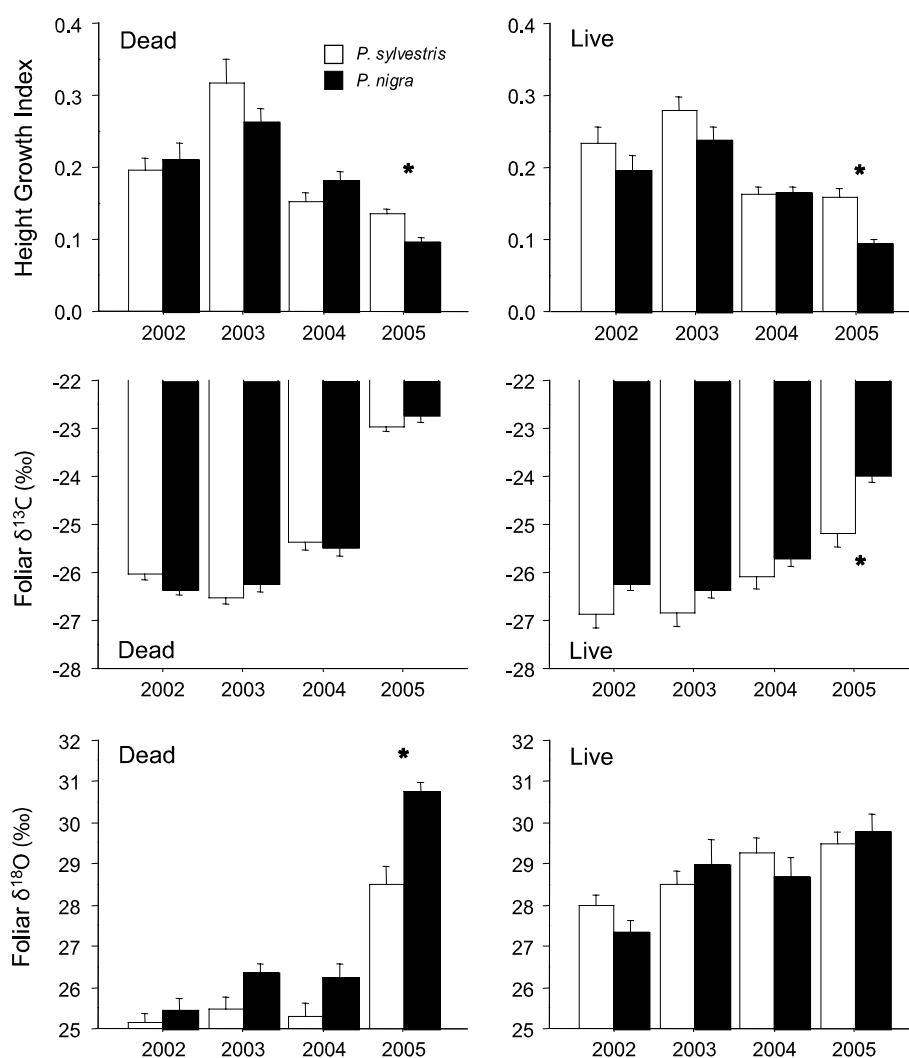
Within pine species, there were no significant differences in height, basal diameter or HGI between living and dead saplings ($P > 0.05$ for both species). Mean height of the saplings at the end of the 2005 growing season was 79.75 ± 4.05 cm for *P. sylvestris* and 74.36 ± 2.68 cm for *P. nigra*, whereas the mean basal trunk diameter was 2.69 ± 0.14 cm and 2.86 ± 0.14 cm, respectively. Differences between species in HGI varied among years (significant year \times species interaction, $F = 12.23$, $P < 0.0001$; see Fig. 2). HGI during the extreme drought year of 2005 was significantly greater for *P. sylvestris* than for *P. nigra* ($P < 0.0016$; Fig. 2). The HGI of *P. nigra* during the extreme drought year of 2005 decreased relative to that observed during the previous year. In contrast, *P. sylvestris* maintained similar HGI values in both years (Fig. 2).

Leaf $\delta^{13}\text{C}$, $\delta^{18}\text{O}$ and N

Foliar $\delta^{13}\text{C}$ and $\delta^{18}\text{O}$ varied between annual leaf cohorts for dead saplings, with sharp increases in both parameters in the 2005 cohort relative to the 2004 cohort (Table 2; Fig. 2). Leaf $\delta^{13}\text{C}$ in dead saplings was not significantly different between *P. nigra* and *P. sylvestris* (Table 2). However, dead *P. nigra* saplings showed significantly higher $\delta^{18}\text{O}$ than dead *P. sylvestris* across leaf cohorts (Table 2; Fig. 2), and particularly for the 2005 cohort (post hoc comparisons; Fig. 2). There were no significant differences in foliar N between dead saplings of the two species (Table 2). Foliar N in dead saplings ranged from 0.27 % in the 2002 leaf cohort to 1.70 % in the 2005 leaf cohort.

Surviving saplings of *P. nigra* showed significantly higher $\delta^{13}\text{C}$ for the leaf cohort produced during the extreme drought of 2005, whereas there were no significant differences in leaf $\delta^{18}\text{O}$ between species (Table 2; Fig. 2). Foliar N in surviving saplings showed no significant differences between species (Table 2), ranging from 0.62 % in the 2002 leaf cohort to 2.06 % in the 2005 leaf cohort.

Fig. 2 Height Growth Index (HGI), leaf $\delta^{13}\text{C}$, and leaf $\delta^{18}\text{O}$ for dead and live saplings of *Pinus sylvestris* and *P. nigra* in the last four years (2002–2005). Annual HGI was calculated as the difference in height (in mm) between two consecutive years in a logarithmic scale. Asterisks indicate significant differences between groups for the post hoc analysis ($P < 0.0016$). Bars mean standard errors of calculated means. $n = 20$ for HGI, and $n = 12$ for leaf $\delta^{13}\text{C}$ and $\delta^{18}\text{O}$



Relationships between leaf $\delta^{13}\text{C}$, $\delta^{18}\text{O}$ and HGI

Across leaf cohorts, $\delta^{13}\text{C}$ was strongly positively correlated with $\delta^{18}\text{O}$ in dead saplings of both pine species (Fig. 3). In addition, leaf $\delta^{13}\text{C}$ was tightly negatively associated with HGI in dead saplings of both pine species (Fig. 4). Leaf $\delta^{18}\text{O}$ was also negatively correlated with HGI for dead *P. nigra* ($r = -0.49$, $P = 0.0005$) and dead *P. sylvestris* ($r = -0.33$, $P = 0.029$) saplings. Correlation coefficients were in all cases higher for *P. nigra* than for *P. sylvestris*, but no significant differences in slopes were found between the two species ($P > 0.05$ for the three comparisons).

For live saplings of both pine species, the positive correlation between leaf $\delta^{13}\text{C}$ and $\delta^{18}\text{O}$ was only marginally significant (Fig. 3). Similar to dead saplings, the negative correlation between leaf $\delta^{13}\text{C}$ and HGI was significant for live saplings of the two species (Fig. 4), with no significant differences in slopes (SMATR test statistic = 0.008, $P = 0.929$). No significant correlations were found between leaf

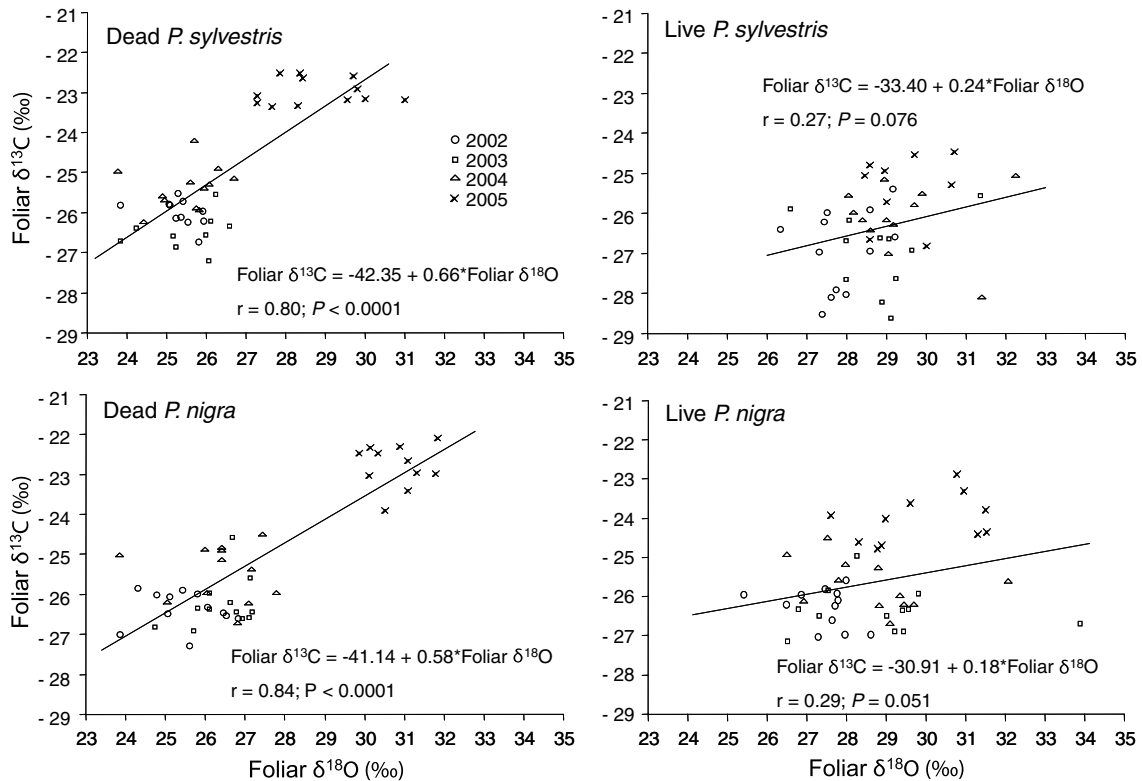
$\delta^{18}\text{O}$ and HGI for live saplings of *P. sylvestris* ($r = 0.05$, $P = 0.7532$) and *P. nigra* ($r = -0.20$, $P = 0.1883$).

Discussion

The high mortality rates observed in 2005 are unusual for 10-year-old pine saplings well past their vulnerable young-sapling stage, which demonstrates the severity of the 2005 drought. The leaf $\delta^{13}\text{C}$ and $\delta^{18}\text{O}$ values of dead saplings at the time of mortality may offer valuable insights into their ecophysiological responses to extreme drought. In this respect, it is important to note that $\delta^{13}\text{C}$ in *Pinus* does not differ between living leaves and leaf litter in dry Mediterranean ecosystems (Grünzweig et al. 2007), which allows the use of both live and dead needles for stable isotope measurements. The increase in $\delta^{13}\text{C}$ observed in the 2005 leaf cohort of both pine species indicates a reduced c_i/c_a ratio, and appeared to be driven by reduced CO_2 exchange

Table 2 Summary of the multivariate ANOVA results for foliar carbon and oxygen isotopic composition ($\delta^{13}\text{C}$ and $\delta^{18}\text{O}$, ‰), and foliar nitrogen content (N, %) for dead and live saplings

Source	Dead			Live		
	df	F	P	df	F	P
Foliar $\delta^{13}\text{C}$						
Between subjects						
Species	1	0.07	0.7996	1	5.57	0.0275
Within subjects						
Time (leaf cohort)	3	410.06	<0.0001	3	87.38	<0.0001
Time \times species	3	2.61	0.0801	3	3.77	0.0271
Foliar $\delta^{18}\text{O}$						
Between subjects						
Species	1	17.45	0.0006	1	0.06	0.8173
Within subjects						
Time (leaf cohort)	3	69.48	<0.0001	3	8.52	0.0015
Time \times species	3	2.97	0.0629	3	1.70	0.2099
Foliar N						
Between subjects						
Species	1	1.68	0.2090	1	0.13	0.7247
Within subjects						
Time (leaf cohort)	3	36.06	<0.0001	3	25.94	<0.0001
Time \times species	3	0.71	0.5585	3	1.70	0.2001

Significance ($P < 0.05$) shown in bold**Fig. 3** Pearson's correlations between leaf $\delta^{13}\text{C}$ and $\delta^{18}\text{O}$ for dead and live saplings of *Pinus sylvestris* and *P. nigra* considering each pine sapling. $n = 48$

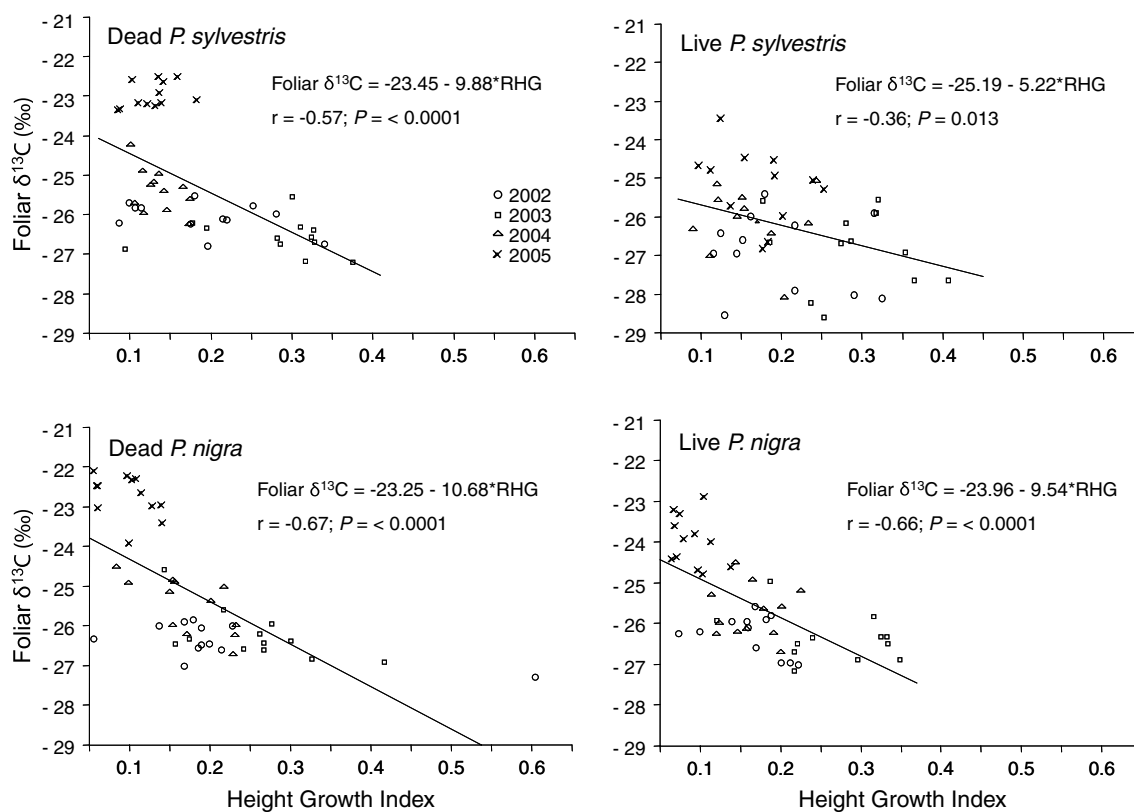


Fig. 4 Pearson's correlations between leaf $\delta^{13}\text{C}$ and Height Growth Index (HGI) for dead and live saplings of *Pinus sylvestris* and *P. nigra* considering each pine sapling. Annual HGI was calculated as

the difference in height (in mm) between two consecutive years in a logarithmic scale. $n = 48$

between leaf and atmosphere due to partial stomatal closure in response to low water availability. This increase in $\delta^{13}\text{C}$ must have been the result of a decrease in c_i , because c_a was similar for both pine species. The decrease in c_i likely resulted from a stronger reduction in g_s than in A , as drought conditions promote stomatal closure, especially in isohydric species like *P. sylvestris* and *P. nigra* (Irvine et al. 1998; Cinnirella et al. 2002).

The concurrent increase in $\delta^{18}\text{O}$ observed in the 2005 leaf cohort of dead saplings points to reduced stomatal conductance and transpiration rates under severe drought conditions in both species. Models describing leaf water enrichment in ^{18}O include the *Péclet* effect (Wang and Yakir 2000; Barbour 2007), which refers to the ratio of back-diffusion of enriched water from the sites of evaporation to convective influx of non-enriched xylem water through transpiration flow. In this context, the increase in $\delta^{18}\text{O}$ in the 2005 leaf cohort likely reflects a decreased dilution effect by the non-enriched transpiration stream on the enriched leaf water $\delta^{18}\text{O}$, due to lower stomatal conductance and transpiration in both pine species (which is subsequently imprinted in new assimilates). Moreno-Gutiérrez et al. (2011) showed that decreased stomatal conductance

indeed led to significant bulk leaf $\delta^{18}\text{O}$ enrichment in drought-stressed *Pinus halepensis* trees growing in a semi-arid Mediterranean ecosystem. However, it should be noted that more intense evaporative enrichment of source (soil) water and/or lower mean relative humidity (RH) during the drought of 2005 than during previous years may have also contributed to much higher $\delta^{18}\text{O}$ values in the 2005 leaf cohort compared to previous cohorts (Barbour 2007).

Stomatal conductance is not the only variable controlling CO_2 diffusion into the leaf that can be affected by drought. Previous studies have shown that leaf mesophyll conductance (which determines the resistance to diffusion of CO_2 from the substomatal cavity to the sites of carboxylation in the chloroplast) is also affected by water availability (Flexas et al. 2012 and references within). Thus, reductions in both g_s and mesophyll conductance (g_m) in response to drought may have contributed to decreased c_i/c_a and increased $\delta^{13}\text{C}$ in the 2005 leaf cohort. Sharp increases in $\delta^{13}\text{C}$ and $\delta^{18}\text{O}$ in the 2005 leaf cohort of dead saplings and positive correlations between $\delta^{13}\text{C}$ and $\delta^{18}\text{O}$ indicate strong diffusional limitations on photosynthesis (exerted by both g_s and g_m , sensu Grassi and Magnani 2005) in both pine species in response to drought. This interpretation is

further supported by the negative correlations between $\delta^{13}\text{C}$ and HGI across individuals and leaf cohorts (see Fig. 4), as height growth is very sensitive and responsive to climatic factors in tree saplings (Chinn and Wang 2002; Gamache and Payette 2004; Reich and Oleksyn 2008).

The unusually high $\delta^{13}\text{C}$ values of the 2005 leaf cohort in *P. sylvestris* dead saplings (with maximum values close to -22‰) were much higher than those previously reported for *P. sylvestris* seedlings under experimental drought conditions (Cregg and Zhang 2001). Foliar $\delta^{13}\text{C}$ values in dead saplings of both pine species in 2005 were actually similar to or even higher than those reported for other pine species from much drier ecosystems than the study area (annual rainfall of 300 mm or less; Van de Water et al. 2002; Oliveras et al. 2003; Querejeta et al. 2008; Moreno-Gutiérrez et al. 2011), including reports of extreme drought conditions which triggered widespread drought-induced mortality events (Adams and Kolb 2004; Koepke et al. 2010).

Although the saplings of the two species that died during the 2005 summer responded to the extreme drought conditions with a decrease of g_s/g_m relative to previous years, *P. sylvestris* and *P. nigra* displayed species-specific ecophysiological responses that could help explain the observed differences in cumulative mortality rates between species. Firstly, *P. nigra* showed decreased HGI in 2005 compared to the previous year, while *P. sylvestris* maintained similar growth levels in the two years. Secondly, dead *P. nigra* saplings showed higher $\delta^{18}\text{O}$ in the 2005 leaf cohort than did *P. sylvestris* (see Fig. 2), indicating a greater reduction in g_s and transpiration during the extreme drought in the former species. It is important to note that dead saplings of the two pine species were exposed to the same environmental conditions (including factors known to affect plant $\delta^{18}\text{O}$ such as temperature, rainfall amount and isotopic composition, RH, etc.) and thus must have used source water with same or very similar $\delta^{18}\text{O}$ values (assuming no major disparities in rooting depth, which are unlikely given that saplings of both species had the same size). Therefore, we think it is both reasonable and safe to interpret the observed differences in foliar $\delta^{18}\text{O}$ between dead saplings of the two pine species as indicative of differences in stomatal conductance and transpiration.

In contrast to the pattern observed for foliar $\delta^{18}\text{O}$, dead saplings of the two species showed similar $\delta^{13}\text{C}$ in the 2005 leaf cohort (see Fig. 2). The absence of differences in leaf N between the two species suggests little or no differences in maximum carboxylation capacity (Field and Mooney 1986). In a greenhouse study examining the influence of light intensity on photosynthetic rates, *P. sylvestris* and *P. nigra* displayed very similar photosynthetic behaviors, with minor differences in A under well-watered conditions (Fernández and Tapias-Martín 2004). Thus, it seems reasonable to assume that, under the extreme drought

conditions of 2005, *P. nigra* had lower g_s and g_m than *P. sylvestris*, which also led to lower photosynthesis in the former. This would explain the similar foliar $\delta^{13}\text{C}$ in the two species but higher $\delta^{18}\text{O}$ in *Pinus nigra* (Scheidegger et al. 2000; Grams et al. 2007; Moreno-Gutiérrez et al. 2011). This interpretation of isotope data is consistent with the growth reduction observed in 2005 in *P. nigra* (but not in *P. sylvestris*) and may indicate different strategies of the two coexisting species in their response to severe drought conditions (Moreno-Gutiérrez et al. 2012): *P. nigra* exhibits a more conservative water use strategy characterized by a tighter control of g_s in response to severe water shortage, whereas *P. sylvestris* shows a more prodigal water use strategy with less tight control over g_s during drought.

Species-specific physiological responses to drought stress could influence mortality rates and affect the establishment success of the two pine species. Although mortality rates observed in 2005 were not significantly different between species, mortality was higher in *P. sylvestris*, in accordance with previous patterns of drought mortality observed during the young sapling stages, which contributed to significant between-species differences in cumulative drought mortality since time of planting (see Table 1). The greater stomatal responsiveness to drought of *P. nigra* compared to *P. sylvestris* could be an important trait influencing species-specific vulnerability to drought mortality. Tighter stomatal control of transpiration is considered an advantageous characteristic in dry ecosystems, leading to a more conservative water use (e.g., Yin et al. 2005). However, persistently low g_s under protracted drought conditions would decrease C assimilation, thus eventually pushing saplings close to C starvation. A reduction in g_m can aggravate this situation, further reducing C assimilation through limiting photosynthesis (Flexas et al. 2012). In contrast, the lower stomatal responsiveness to extreme drought conditions exhibited by *P. sylvestris* could increase its vulnerability to cavitation and the risk of mortality from hydraulic failure (McDowell et al. 2008). Overall, the data indicate that the boreo-alpine species *P. sylvestris* is less well adapted and less resistant to drought than the Mediterranean *P. nigra*.

The saplings that survived the extreme drought of 2005 showed results similar to those of dead saplings in many aspects. An increase in $\delta^{13}\text{C}$ in the 2005 leaf cohort in response to extreme drought was also observed in surviving saplings, particularly for *P. nigra*. However, no concomitant increases in $\delta^{18}\text{O}$ were recorded in the 2005 leaf cohort relative to previous cohorts, possibly due to the highly dynamic nature of the oxygen isotope composition of leaves (particularly the non-structural, soluble carbohydrates) in living saplings. Surviving saplings likely underwent additional drought stress after the massive mortality event of the summer 2005, due to dry autumn 2005 and

winter 2005–2006 conditions, which were much drier than average for the 1997–2006 series (the total precipitation from October 2005 to February 2006 was 87 mm, which is only 17 % of the 506 ± 99 mm mean for the 1997–2006 series). Live saplings of *P. nigra* showed lower height growth in 2005 and higher $\delta^{13}\text{C}$ in the 2005 leaf cohort than live saplings of *P. sylvestris*, which further supports a more conservative water use strategy in the former species.

Apparent increases in drought-induced forest mortality events across different biomes (Allen et al. 2010) have triggered interest in the mechanisms of tree mortality during drought. In this respect, it is important to note that the absence of any pest or pathogen problems in the present study avoided the confounding effects of biotic agents in drought-induced mortality, such as insect outbreaks that could cause mortality in trees weakened by drought (McDowell et al. 2008). For species showing isohydric behavior, such as *P. sylvestris* and *P. nigra*, plant-carbon balance seems to play an important role in mortality (McDowell et al. 2008; Sala et al. 2010). Higher C demand boosted by high summer temperatures (due to higher respiration costs; Hartley et al. 2006), coupled with low C assimilation because of diminished g_s/g_m , may lead to sapling death because of cellular-level C starvation (associated with impaired floem transport; Sala et al. 2010) and/or whole-plant C starvation (as suggested by several studies; Eilmann et al. 2010; Galiano et al. 2011; Klein et al. 2011). Nevertheless, catastrophic hydraulic failure cannot be ruled out as a cause of sapling mortality in our study. In fact, C metabolism and hydraulic functioning are highly interdependent processes (McDowell et al. 2011) that are strongly influenced by g_s .

In the context of increasing widespread drought-induced tree mortality events, our results support the idea that massive mortality may also occur at the sapling stage, even if adults survive the extreme drought; in fact, adult tree mortality was not observed in the study area during the 2005 drought (authors' personal observation) despite the high sapling mortality. Sapling vulnerability to extreme drought events may be higher than that of adults due to a shallower root system and lower C reserves. This may be particularly true for open areas near forest edges, where the forest has the potential for expansion, but where an adult tree canopy that could buffer climatic extremes is absent.

The different responses of both pine species to the 2005 extreme drought and the associated differences in cumulative drought mortality could have important consequences for forest dynamics and the distribution of these currently coexisting pine species. Massive sapling mortality events could delay and/or altogether prevent regeneration in seasonally dry forests that may already be threatened by difficulties in seedling establishment (Mendoza et al. 2009). In fact, *P. sylvestris* has its southernmost distribution at

the study site, and its recruitment in these Mediterranean mountains is already seriously constrained by summer drought (Castro et al. 2005; Mendoza et al. 2009; Matfás et al. 2012). In contrast, *P. nigra* may exhibit comparatively greater survival and establishment success than *P. sylvestris* under a global-warming context. In addition, *P. nigra* has higher seed dispersal and greater capacity for colonization of open habitats than *P. sylvestris* (Debain et al. 2007). Altogether, this could lead to a shift in regeneration capacity towards *P. nigra* in areas where the two species currently coexist, potentially altering patterns of species dominance and distribution in Mediterranean forest ecosystems.

Acknowledgments The authors acknowledge Christian Körner, Dan Yakir and three anonymous reviewers for insightful comments that improved the manuscript. We thank the Consejería de Medioambiente (Andalusian Government) and the direction of Sierra Nevada National Park for facilities and support to carry out the experiment. We also wish to thank Ignacio Villegas, Jose Antonio Hódar, and Ana Mellado for field and lab assistance. David Nesbitt checked the English of this paper. This study was supported by the coordinated Ministerio de Educación y Ciencia (Spanish Government) projects CGL2008-04794, CSD2008-00040, CGL2008-01671 and by grant FPU-MEC (AP2005-1561) to A.H.

References

- Adams HD, Kolb TE (2004) Drought responses of conifers in ecotone forests of northern Arizona: tree ring growth and leaf sigma C-13. *Oecologia* 140:217–225
- Adams HD, Guardiola-Claramonte M, Barron-Gafford GA, Villegas JC, Breshears DD, Zou CB, Troch PA, Huxman TE (2009) Temperature sensitivity of drought-induced tree mortality portends increased regional die-off under global-change-type drought. *Proc Natl Acad Sci USA* 106:7063–7066
- Allen CD, Breshears DD (1998) Drought-induced shift of a forest-woodland ecotone: Rapid landscape response to climate variation. *Proc Natl Acad Sci USA* 95:14839–14842
- Allen CD, Macalady AK, Chenchouni H, Bachelet D, McDowell N, Vennetier M, Kitzberger T, Rigling A, Breshears DD, Hogg EH, Gonzalez P, Fensham R, Zhang Z, Castro J, Demidova N, Lim JH, Allard G, Running SW, Semerci A, Cobb N (2010) A global overview of drought and heat-induced tree mortality reveals emerging climate change risks for forests. *For Ecol Manag* 259:660–684
- Barbéro M, Loisel R, Quézel P, Richardson DM, Romane F (1998) Pines in Mediterranean basin. In: Richardson DM (ed) *Ecology and Biogeography of Pinus*. Cambridge University Press, Cambridge, pp 153–170
- Barbour MM (2007) Stable oxygen isotope composition of plant tissue: a review. *Funct Plant Biol* 34:83–94
- Bigler C, Braker OU, Bugmann H, Dobbertin M, Rigling A (2006) Drought as an inciting mortality factor in Scots pine stands of the Valais, Switzerland. *Ecosystems* 9:330–343
- Blanco E, Casado MA, Costa M, Escribano R, García M, Génova M, Gómez A, Gómez F, Moreno JC, Morla C, Regato P, Sáinz H (1997) *Los Bosques Ibéricos. Una Interpretación Geobotánica*, Planeta, Madrid
- Breshears DD, Myers OB, Meyer CW, Barnes FJ, Zou CB, Allen CD, McDowell NG, Pockman WT (2009) Tree die-off in response to global change-type drought: mortality insights from

- a decade of plant water potential measurements. *Front Ecol Environ* 7:185–189
- Briffa KR, van der Schrier G, Jones PD (2009) Wet and dry summers in Europe since 1750: evidence of increasing drought. *Int J Climatol* 29:1894–1905
- Castro J, Zamora R, Hódar JA, Gómez JM (2002) Use of shrubs as nurse plants: A new technique for reforestation in Mediterranean mountains. *Restor Ecol* 10:297–305
- Castro J, Zamora R, Hódar JA, Gómez JM, Gómez-Aparicio L (2004) Benefits of using shrubs as nurse plants for reforestation in Mediterranean mountains: A 4-year study. *Restor Ecol* 12:352–358
- Castro J, Zamora R, Hódar JA, Gómez JM (2005) Alleviation of summer drought boosts establishment success of *Pinus sylvestris* in a Mediterranean mountain: an experimental approach. *Plant Ecol* 181:191–202
- Cavender-Bares J, Bazzaz FA (2000) Changes in drought response strategies with ontogeny in *Quercus rubra*: implications for scaling from seedlings to mature trees. *Oecologia* 124:8–18
- Cernusak LA, Pate JS, Farquhar GD (2002) Diurnal variation in the stable isotope composition of water and dry matter in fruiting *Lupinus angustifolius* under field conditions. *Plant Cell Environ* 25:893–907
- Chhin S, Wang GG (2002) Spatial and temporal pattern of white spruce regeneration within mixed-grass prairie in the Spruce Woods Provincial Park of Manitoba. *J Biogeogr* 29:903–912
- Cinnirella S, Magnani F, Saracino A, Borghetti M (2002) Response of a mature *Pinus laricio* plantation to a three-year restriction of water supply: structural and functional acclimation to drought. *Tree Physiol* 22:21–30
- Clark JR (1983) Age-related changes in trees. *J. Arbor* 9:201–205
- Cregg BM, Zhang JW (2001) Physiology and morphology of *Pinus sylvestris* seedlings from diverse sources under cyclic drought stress. *For Ecol Manag* 154:131–139
- Dawson TE, Mambelli S, Plamboeck AH, Templer PH, Tu KP (2002) Stable isotopes in plant ecology. *Annu Rev Ecol Evol* 33:507–559
- Debain S, Chadoeuf J, Curt T, Kunstler G, Lepart J (2007) Comparing effective dispersal in expanding population of *Pinus sylvestris* and *Pinus nigra* in calcareous grassland. *Can J For Res* 37:705–718
- Dongmann G, Nürnberg HW, Förstel H, Wagener K (1974) On the enrichment of $H_2^{18}O$ in the leaves of transpiring plants. *Radiat Environ Biophys* 11:41–52
- Donovan LA, Ehleringer JR (1991) Ecophysiological differences among juvenile and reproductive plants of several woody species. *Oecologia* 86:594–597
- Eilmann B, Buchmann N, Siegwolf R, Saurer M, Cherubini P, Rigling A (2010) Fast response of Scots pine to improved water availability reflected in tree-ring width and $\delta^{13}C$. *Plant Cell Environ* 33:1351–1360
- Evans JR, Seemann JR (1989) The allocation of protein nitrogen in the photosynthetic apparatus: costs, consequences, and control. In: Briggs W (ed) *Photosynthesis*. Liss, New York, pp 183–205
- Falster DS, Warton DI, Wright IJ (2006) SMATR: Standardised major axis tests and routines, ver 2.0. <http://www.bio.mq.edu.au/ecology/SMATR/>
- Farquhar GD, Ball MC, Voncaemmerer S, Roksandic Z (1982) Effect of salinity and humidity on Delta-C-13 value of halophytes - evidence for diffusional isotope fractionation determined by the ratio of inter-cellular atmospheric partial-pressure of CO2 under different environmental-conditions. *Oecologia* 52:121–124
- Fernández M, Tapias-Martín R (2004) Influencia de la intensidad luminosa sobre la tasa fotosintética de plantas de una savia de pinos españoles. *Cuad Soc Esp Cienc For* 20:73–78
- Field C, Mooney HA (1986) The photosynthesis-nitrogen relationship in wild plants. In: Givnish TJ (ed) *On the economy of plant form and function*. Cambridge University Press, London, pp 25–55
- Flexas J, Barbour MM, Brendel O, Cabrera HM, Carriqui M, Diaz-Espejo A, Douthe C, Dreyer E, Ferrio JP, Gago J, Galle A, Galmes J, Kodama N, Medrano H, Niinemets U, Peguero-Pina JJ, Pous A, Ribas-Carbo M, Tomas M, Tosens T, Warren CR (2012) Mesophyll diffusion conductance to CO2: An unappreciated central player in photosynthesis (vol 193, pg 70, 2012). *Plant Sci* 196:31
- Floyd ML, Clifford M, Cobb NS, Hanna D, Delph R, Ford P, Turner D (2009) Relationship of stand characteristics to drought-induced mortality in three Southwestern pinon-juniper woodlands. *Ecol Appl* 19:1223–1230
- Fundación para la Investigación del Clima (2006) Informe de ejecución del primer hito del contrato “Generación de Escenarios de cambio Climático en Andalucía”, Expte 539/2006/I/00. Consejería de Medio Ambiente, Junta de Andalucía, Seville
- Galiano L, Martínez-Vilalta J, Lloret F (2011) Carbon reserves and canopy defoliation determine the recovery of Scots pine 4 yr after a drought episode. *New Phytol* 190:750–759
- Gamache I, Payette S (2004) Height growth response of tree line black spruce to recent climate warming across the forest-tundra of eastern Canada. *J Ecol* 92:835–845
- García D, Zamora R (2003) Persistence, multiple demographic strategies and conservation in long-lived Mediterranean plants. *J Veg Sci* 14:921–926
- García-Herrera R, Paredes D, Trigo RM, Trigo IF, Hernandez E, Barriopedro D, Mendes MA (2007) The outstanding 2004/05 drought in the Iberian Peninsula: associated atmospheric circulation. *J Hydrometeorol* 8:483–498
- Grams TEE, Kozovits AR, Haberle KH, Matyssek R, Dawson TE (2007) Combining delta C-13 and delta O-18 analyses to unravel competition, CO2 and O-3 effects on the physiological performance of different-aged trees. *Plant Cell Environ* 30:1023–1034
- Grassi G, Magnani F (2005) Stomatal, mesophyll conductance and biochemical limitations to photosynthesis as affected by drought and leaf ontogeny in ash and oak trees. *Plant Cell Environ* 28:834–849
- Grünzweig JM, Gelfand I, Fried Y, Yakir D (2007) Biogeochemical factors contributing to enhanced carbon storage following afforestation of a semi-arid shrubland. *Biogeosciences* 4:891–904
- Hartley IP, Armstrong AF, Murthy R, Barron-Gafford G, Ineson P, Atkin OK (2006) The dependence of respiration on photosynthetic substrate supply and temperature: integrating leaf, soil and ecosystem measurement. *Glob Change Biol* 12:1954–1968
- Holmgren M, Scheffer M (2001) El Niño as window of opportunity for the restoration of degraded arid ecosystems. *Ecosystems* 4:151–159
- Irvine J, Perks MP, Magnani F, Grace J (1998) The response of *Pinus sylvestris* to drought: stomatal control of transpiration and hydraulic conductance. *Tree Physiol* 18:393–402
- Klein T, Cohen S, Yakir D (2011) Hydraulic adjustments underlying drought resistance of *Pinus halepensis*. *Tree Physiol* 31:637–648
- Koepke DF, Kolb TE, Adams HD (2010) Variation in woody plant mortality and dieback from severe drought among soils, plant groups, and species within a northern Arizona ecotone. *Oecologia* 163:1079–1090
- Kornel BE, Gehre M, Höfling R, Werner RA (1999) On line $\delta^{18}O$ measurement of organic and inorganic substances. *Rapid Commun Mass Sp* 13:1685–1693
- Kurz C, Couteaux MM, Thiery JM (2000) Residence time and decomposition rate of *Pinus pinaster* needles in a forest floor from direct field measurements under a Mediterranean climate. *Soil Biol Biochem* 32:1197–1206
- Lingenfelder M, Newbery DM (2009) On the detection of dynamic responses in a drought-perturbed tropical rainforest in Borneo. *Plant Ecol* 201:267–290
- Lloret F, Siscart D, Dalmases C (2004) Canopy recovery after drought dieback in holm-oak Mediterranean forests of Catalonia (NE Spain). *Glob Change Biol* 10:2092–2099

- Lucas-Borja ME, Fonseca T, Linares JC, Garcia Morote FA, Lopez Serrano FR (2012) Does the recruitment pattern of Spanish black pine (*Pinus nigra* Arn ssp *salzmannii*) change the regeneration niche over the early life cycle of individuals? For Ecol Manag 284:93–99
- Matías L, Zamora R, Castro J (2012) Sporadic rainy events are more critical than increasing of drought intensity for woody species recruitment in a Mediterranean community. Oecologia 169:833–844
- McDowell N, Pockman WT, Allen CD, Breshears DD, Cobb N, Kolb T, Plaut J, Sperry J, West A, Williams DG, Yezzer EA (2008) Mechanisms of plant survival and mortality during drought: why do some plants survive while others succumb to drought? New Phytol 178:719–739
- McDowell NG, Beerling DJ, Breshears DD, Fisher RA, Raffa KF, Stitt M (2011) The interdependence of mechanisms underlying climate-driven vegetation mortality. Trends Ecol Evol 26:523–532
- Mendoza I, Gómez-Aparicio L, Zamora R, Matías L (2009) Recruitment limitation of forest communities in a degraded Mediterranean landscape. J Veg Sci 20:367–376
- Miriti MN, Rodríguez-Buritica S, Wright SJ, Howe HF (2007) Episodic death across species of desert shrubs. Ecology 88:32–36
- Moreno-Gutiérrez C, Barbera GG, Nicolas E, De Luis M, Castillo VM, Martínez-Fernández F, Querejeta JI (2011) Leaf delta 18O of remaining trees is affected by thinning intensity in a semiarid pine forest. Plant Cell Environ 34:1009–1019
- Moreno-Gutiérrez C, Dawson TE, Nicolas E, Querejeta JI (2012) Isotopes reveal contrasting water use strategies among coexisting plant species in a Mediterranean ecosystem. New Phytol 196:489–496
- Moro MJ, Domingo F (2000) Litter decomposition in four woody species in a Mediterranean climate: Weight loss, N and P dynamics. Ann Bot (Lond) 86:1065–1071
- Oliveras I, Martínez-Vilalta J, Jiménez-Ortiz T, Lledo MJ, Escarre A, Pinol J (2003) Hydraulic properties of *Pinus halepensis*, *Pinus pinea* and *Tetraclinis articulata* in a dune ecosystem of Eastern Spain. Plant Ecol 169:131–141
- Powers MD, Pregitzer KS, Palik BJ (2008) delta C-13 and delta O-18 trends across overstorey environments in whole foliage and cellulose of three *Pinus* species. J Am Soc Mass Spectr 19:1330–1335
- Querejeta JI, Barbera GG, Granados A, Castillo VM (2008) Afforestation method affects the isotopic composition of planted *Pinus halepensis* in a semiarid region of Spain. For Ecol Manag 254:56–64
- Reich PB, Kloeppel BD, Ellsworth DS, Walters MB (1995) Different Photosynthesis-Nitrogen Relations in Deciduous Hardwood and Evergreen Coniferous Tree Species. Oecologia 104:24–30
- Reich PB, Oleksyn J (2008) Climate warming will reduce growth and survival of Scots pine except in the far north. Ecol Lett 11:588–597
- Sala A, Piper F, Hoch G (2010) Physiological mechanisms of drought-induced tree mortality are far from being resolved. New Phytol 186:274–281
- Sarris D, Siegwolf R, Körner C (2013) Inter- and intra-annual stable carbon and oxygen isotope signals in response to drought in Mediterranean pines. Agric For Meteorol 168:59–68
- Scheidegger Y, Saurer M, Bahn M, Siegwolf R (2000) Linking stable oxygen and carbon isotopes with stomatal conductance and photosynthetic capacity: a conceptual model. Oecologia 125:350–357
- Slik JWF (2004) El Niño droughts and their effects on tree species composition and diversity in tropical rain forests. Oecologia 141:114–120
- Suárez ML, Kitzberger T (2008) Recruitment patterns following a severe drought: long-term compositional shifts in Patagonian forests. Can J For Res 38:3002–3010
- Suárez ML, Ghermandi L, Kitzberger T (2004) Factors predisposing episodic drought-induced tree mortality in *Nothofagus*—site, climatic sensitivity and growth trends. J Ecol 92:954–966
- Sullivan PF, Welker JM (2007) Variation in leaf physiology of *Salix arctica* within and across ecosystems in the High Arctic: test of a dual Delta C-13 and Delta O-18 conceptual model. Oecologia 151:372–386
- Thornthwaite CW (1948) An approach toward a Rational Classification of Climate. Geogr Rev 38:55–94
- Trenberth KE, Jones PD, Ambenje P, Bojariu R, Easterling D, Klein Tank A, Parker D, Rahimzadeh F, Renwick JA, Rusticucci M, Soden B, Zhai P (2007) Observations: Surface and Atmospheric Climate Change. In: Solomon S, Qin D, Manning M, Chen Z, Marquis M, Averyt KB, Tignor M, Miller HL (eds) Climate Change 2007: The Physical Science Basis. Cambridge University Press, Cambridge, UK, Contribution of Working Group I to the Fourth Assessment Report of the Intergovernmental Panel on Climate Change
- Van de Water PK, Leavitt SW, Betancourt JL (2002) Leaf delta C-13 variability with elevation, slope aspect, and precipitation in the southwest United States. Oecologia 132:332–343
- Wang XF, Yakir D (2000) Using stable isotopes of water in evapotranspiration studies. Hydrol Process 14:1407–1421
- Yin CY, Wang X, Duan BL, Luo JX, Li CY (2005) Early growth, dry matter allocation and water use efficiency of two sympatric *Populus* species as affected by water stress. Environ Exp Bot 53:315–322